

## Finance & Investment Advisory Committee - Performance report

**Key:**



Green – Performance is at or above target




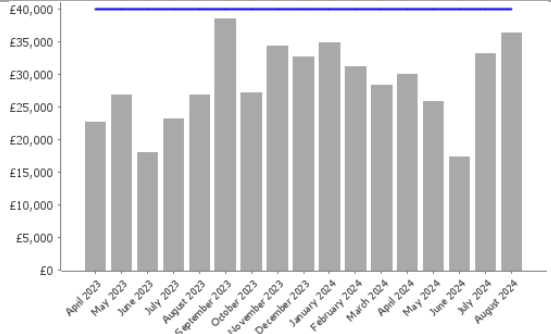


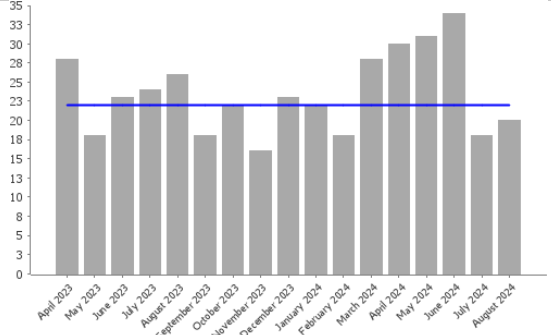

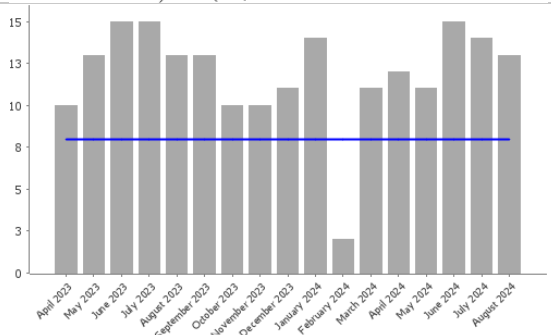
Amber – Performance is less than 10% below target


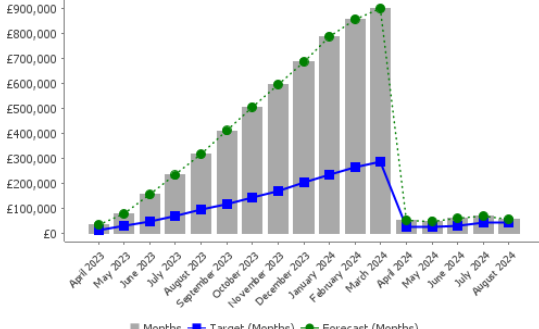


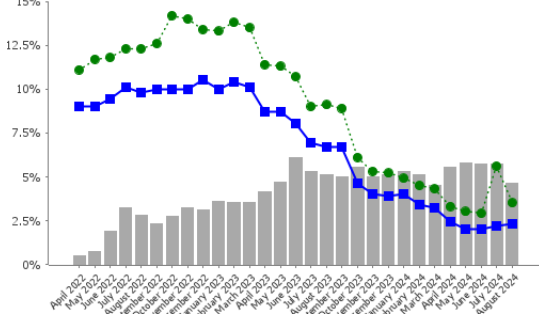


Red – Performance is 10% or more below target

Code	Description	Current Value	Current Target	Current Status	Performance Chart	Year to Date Value 2024/25	Year to Date Target 2024/25	Year to Date Status												
LPI_AUL01	Sevenoaks: Audit actions fully implemented within agreed timescales	50%	80%		<table border="1"> <caption>Performance Chart Data</caption> <thead> <tr> <th>Quarter</th> <th>Value (%)</th> </tr> </thead> <tbody> <tr> <td>Q1 2023/24</td> <td>90</td> </tr> <tr> <td>Q2 2023/24</td> <td>70</td> </tr> <tr> <td>Q3 2023/24</td> <td>55</td> </tr> <tr> <td>Q4 2023/24</td> <td>55</td> </tr> <tr> <td>Q1 2024/25</td> <td>50</td> </tr> </tbody> </table>	Quarter	Value (%)	Q1 2023/24	90	Q2 2023/24	70	Q3 2023/24	55	Q4 2023/24	55	Q1 2024/25	50	50%	80%	
Quarter	Value (%)																			
Q1 2023/24	90																			
Q2 2023/24	70																			
Q3 2023/24	55																			
Q4 2023/24	55																			
Q1 2024/25	50																			

Code	Description	Current Value	Current Target	Current Status	Performance Chart	Year to Date Value 2024/25	Year to Date Target 2024/25	Year to Date Status
LPI_BR_04	The percentage of business rates collected in-year (Cumulative)	59.6%	56%	✔		59.6%	56%	✔
LPI_CT_04	The percentage of council tax collected in-year (cumulative)	57.6%	57%	✔		57.6%	57%	✔
LPI_FS_01	The percentage of undisputed invoices paid within 30 days or agreed terms	97.6%	99%	⚠		98.3%	99%	⚠

Code	Description	Current Value	Current Target	Current Status	Performance Chart	Year to Date Value 2024/25	Year to Date Target 2024/25	Year to Date Status
LPI_FS_03	Sundry debts outstanding more than 60 days	£36,439	£40,000			£36,439	£40,000	
LPI_HB_02	Average number of days to process a new claim for Housing Benefit (Monthly)	20	22			27	22	
LPI_HB_04	Average number of days to process a change in circumstances for Housing Benefit (monthly)	13	8			13	8	

Code	Description	Current Value	Current Target	Current Status	Performance Chart	Year to Date Value 2024/25	Year to Date Target 2024/25	Year to Date Status
TM FS 01	Treasury Management - Actual vs Budget + Forecast	£58,770	£43,461			£58,770	£43,461	
TM FS 02	Treasury Management - Investment returns vs RPI vs CPI	4.6%	2.3%			4.6%	2.3%	