

Finance & Investment Advisory Committee - Performance report

Key:



Green – Performance is at or above target




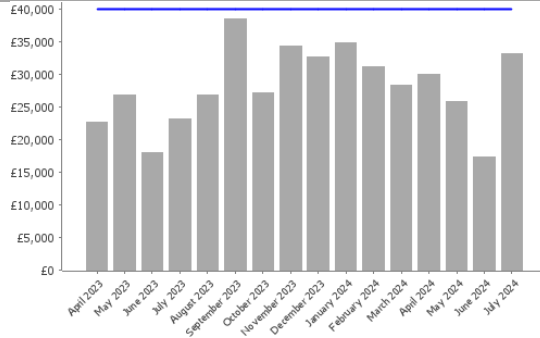


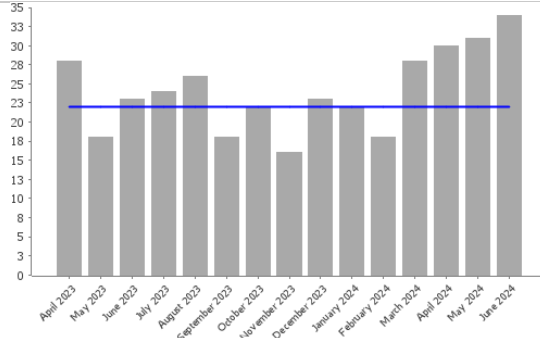


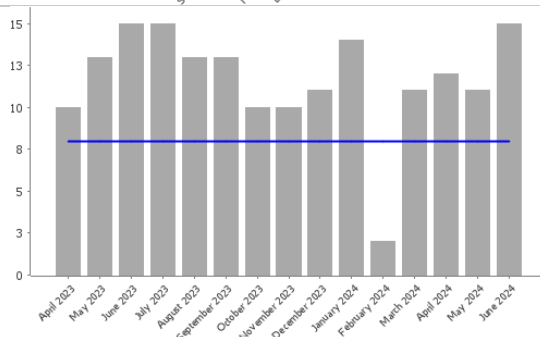

Amber – Performance is less than 10% below target



Red – Performance is 10% or more below target

Code	Description	Current Value	Current Target	Current Status	Performance Chart	Year to Date Value 2024/25	Year to Date Target 2024/25	Year to Date Status	Commentary
LPI_AUL01	Sevenoaks: Audit actions fully implemented within agreed timescales	50%	80%			50%	80%		Internal Audit follows up all Critical, High, Medium and Low priority findings as they fall due. A number of actions across completed audit reviews have been deferred. These will continue to be monitored to ensure they are delivered in accordance with the revised timescales.

Code	Description	Current Value	Current Target	Current Status	Performance Chart	Year to Date Value 2024/25	Year to Date Target 2024/25	Year to Date Status	Commentary
LPI_BR_04	The percentage of business rates collected in-year (Cumulative)	31.5%	30%	✔		31.5%	30%	✔	
LPI_CT_04	The percentage of council tax collected in-year (cumulative)	29.8%	30%	⚠		29.8%	30%	⚠	
LPI_FS_01	The percentage of undisputed invoices paid within 30 days or agreed terms	98.7%	99%	✔		98.3%	99%	✔	

Code	Description	Current Value	Current Target	Current Status	Performance Chart	Year to Date Value 2024/25	Year to Date Target 2024/25	Year to Date Status	Commentary
LPI_FS03	Sundry debts outstanding more than 60 days	£33,183	£40,000			£33,183	£40,000		
LPI_HB02	Average number of days to process a new claim for Housing Benefit (Monthly)	34	22			32	22		The Team has experienced a number of absences related to ill-health. Work is arranged to ensure new claims are assessed as a priority...
LPI_HB04	Average number of days to process a change in circumstances for Housing Benefit (monthly)	15	8			13	8		...High workloads, coupled with reduced resource has meant that not all new claims or changes to circumstances have been assessed within target time.

Code	Description	Current Value	Current Target	Current Status	Performance Chart	Year to Date Value 2024/25	Year to Date Target 2024/25	Year to Date Status	Commentary
TM FS 01	Treasury Management - Actual vs Budget + Forecast	£62,117	£31,981	✔		£62,117	£31,981	✔	
TM FS 02	Treasury Management - Investment returns vs RPI vs CPI	5.7%	2%	✔		5.7%	2%	✔	