

# Finance & Investment Advisory Committee - Performance report

**Key:**



Green – Performance is at or above target




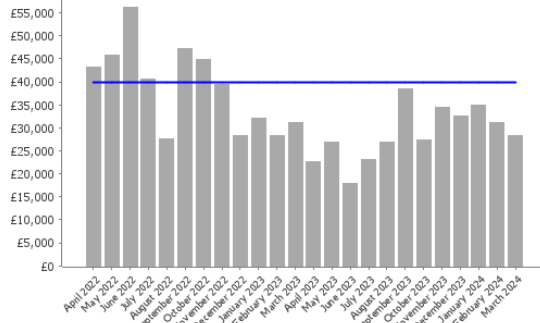


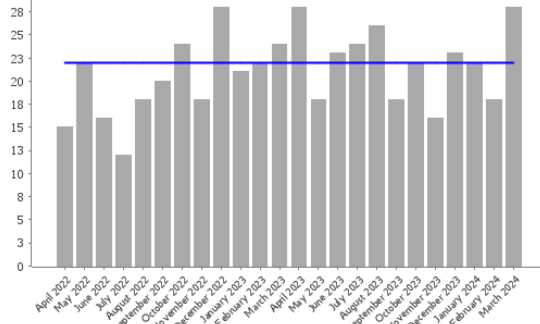


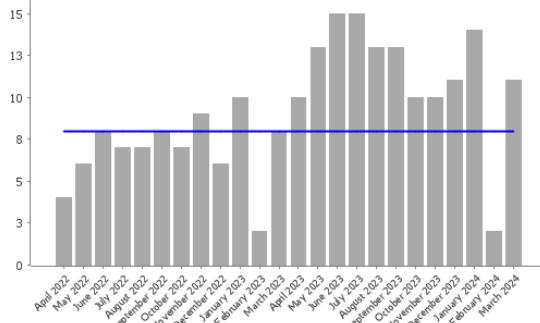

Amber – Performance is less than 10% below target



Red – Performance is 10% or more below target

Code	Description	Current Value	Current Target	Current Status	Performance Chart	Year to Date Value 2023/24	Year to Date Target 2023/24	Year to Date Status	Commentary																																																		
LPI_AUL01	Sevenoaks: Audit actions fully implemented within agreed timescales	50%	80%		<table border="1"> <caption>Performance Chart Data (Estimated)</caption> <thead> <tr> <th>Month</th> <th>Percentage</th> </tr> </thead> <tbody> <tr><td>April 2023</td><td>30%</td></tr> <tr><td>May 2023</td><td>50%</td></tr> <tr><td>June 2023</td><td>35%</td></tr> <tr><td>July 2023</td><td>65%</td></tr> <tr><td>August 2023</td><td>50%</td></tr> <tr><td>September 2023</td><td>20%</td></tr> <tr><td>October 2023</td><td>60%</td></tr> <tr><td>November 2023</td><td>75%</td></tr> <tr><td>December 2023</td><td>100%</td></tr> <tr><td>January 2024</td><td>70%</td></tr> <tr><td>February 2024</td><td>70%</td></tr> <tr><td>March 2024</td><td>90%</td></tr> <tr><td>April 2024</td><td>100%</td></tr> <tr><td>May 2024</td><td>100%</td></tr> <tr><td>June 2024</td><td>100%</td></tr> <tr><td>July 2024</td><td>70%</td></tr> <tr><td>August 2024</td><td>30%</td></tr> <tr><td>September 2024</td><td>100%</td></tr> <tr><td>October 2024</td><td>100%</td></tr> <tr><td>November 2024</td><td>70%</td></tr> <tr><td>December 2024</td><td>30%</td></tr> <tr><td>January 2025</td><td>50%</td></tr> <tr><td>February 2025</td><td>50%</td></tr> <tr><td>March 2025</td><td>50%</td></tr> </tbody> </table>	Month	Percentage	April 2023	30%	May 2023	50%	June 2023	35%	July 2023	65%	August 2023	50%	September 2023	20%	October 2023	60%	November 2023	75%	December 2023	100%	January 2024	70%	February 2024	70%	March 2024	90%	April 2024	100%	May 2024	100%	June 2024	100%	July 2024	70%	August 2024	30%	September 2024	100%	October 2024	100%	November 2024	70%	December 2024	30%	January 2025	50%	February 2025	50%	March 2025	50%	60.4%	80%		Internal Audit follows up all Critical, High, Medium and Low priority findings as they fall due. A number of actions across completed audit reviews have been deferred. These will continue to be monitored to ensure they are delivered in accordance with the revised timescales.
Month	Percentage																																																										
April 2023	30%																																																										
May 2023	50%																																																										
June 2023	35%																																																										
July 2023	65%																																																										
August 2023	50%																																																										
September 2023	20%																																																										
October 2023	60%																																																										
November 2023	75%																																																										
December 2023	100%																																																										
January 2024	70%																																																										
February 2024	70%																																																										
March 2024	90%																																																										
April 2024	100%																																																										
May 2024	100%																																																										
June 2024	100%																																																										
July 2024	70%																																																										
August 2024	30%																																																										
September 2024	100%																																																										
October 2024	100%																																																										
November 2024	70%																																																										
December 2024	30%																																																										
January 2025	50%																																																										
February 2025	50%																																																										
March 2025	50%																																																										

Code	Description	Current Value	Current Target	Current Status	Performance Chart	Year to Date Value 2023/24	Year to Date Target 2023/24	Year to Date Status	Commentary
LPI_BR_04	The percentage of business rates collected in-year (Cumulative)	95.9%	95%	✔		95.9%	95%	✔	
LPI_CT_04	The percentage of council tax collected in-year (cumulative)	98%	98.6%	✔		98%	98.6%	✔	
LPI_FS_01	The percentage of undisputed invoices paid within 30 days or agreed terms	99.9%	99%	✔		99.4%	99%	✔	

Code	Description	Current Value	Current Target	Current Status	Performance Chart	Year to Date Value 2023/24	Year to Date Target 2023/24	Year to Date Status	Commentary
LPI_FS 03	Sundry debts outstanding more than 60 days	£28,338	£40,000			£28,338	£40,000		
LPI_HB 02	Average number of days to process a new claim for Housing Benefit (Monthly)	28	22			22	22		The Team has experienced a number of absences related to ill-health. Work is arranged to ensure new claims are assessed as a priority...
LPI_HB 04	Average number of days to process a change in circumstances for Housing Benefit (monthly)	11	8			11	8		...High workloads, coupled with reduced resource has meant that not all new claims or changes to circumstances have been assessed within target time.

Code	Description	Current Value	Current Target	Current Status	Performance Chart	Year to Date Value 2023/24	Year to Date Target 2023/24	Year to Date Status	Commentary
TM FS 01	Treasury Management - Actual vs Budget + Forecast	£900,404	£288,002	✔		£900,404	£288,002	✔	
TM FS 02	Treasury Management - Investment returns vs RPI vs CPI	4.5%	3.4%	✔		4.5%	3.4%	✔	