





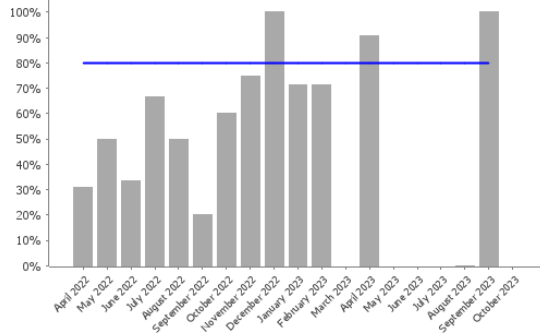

# Finance & Investment Advisory Committee - Performance report

**Key:**


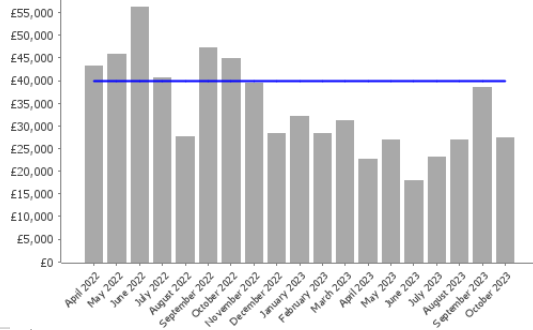


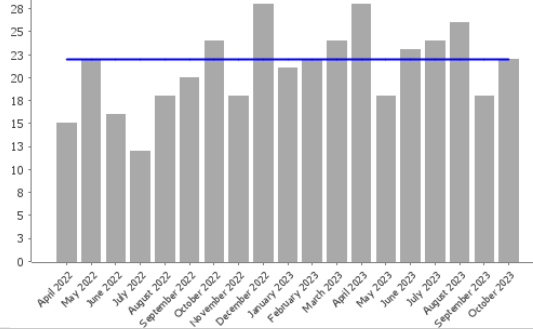


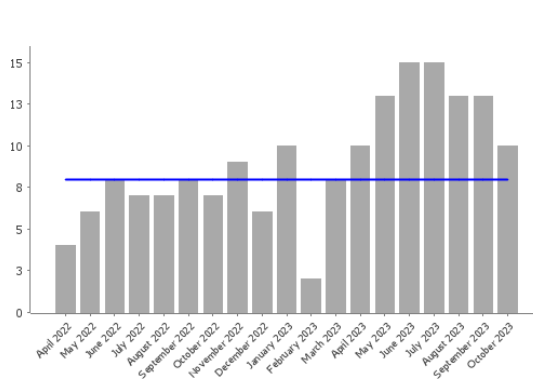

 Green – Performance is at or above target

 Amber – Performance is less than 10% below target

 Red – Performance is 10% or more below target

Code	Description	Current Value	Current Target	Current Status	Performance Chart	Year to Date Value 2023/24	Year to Date Target 2023/24	Year to Date Status	Commentary
LPI_AUL01	Sevenoaks: Audit actions fully implemented within agreed timescales	100%	80%			83.3%	80%		Commentary is only provided for 'red' indicators

Code	Description	Current Value	Current Target	Current Status	Performance Chart	Year to Date Value 2023/24	Year to Date Target 2023/24	Year to Date Status	Commentary
LPI_BR_04	The percentage of business rates collected in-year (Cumulative)	74.5%	74%	✔		74.5%	74%	✔	Commentary is only provided for 'red' indicators
LPI_CT_04	The percentage of council tax collected in-year (cumulative)	67.2%	66%	✔		67.2%	66%	✔	Commentary is only provided for 'red' indicators
LPI_FS_01	The percentage of undisputed invoices paid within 30 days or agreed terms	99.7%	99%	✔		99.4%	99%	✔	Commentary is only provided for 'red' indicators

Code	Description	Current Value	Current Target	Current Status	Performance Chart	Year to Date Value 2023/24	Year to Date Target 2023/24	Year to Date Status	Commentary
LPI_FS03	Sundry debts outstanding more than 60 days	£27,248	£40,000			£27,248	£40,000		Commentary is only provided for 'red' indicators
LPI_HB02	Average number of calendar days to process a new claim for Housing Benefit (Monthly)	22	22			23	22		Commentary is only provided for 'red' indicators
LPI_HB04	Average number of calendar days to process a change in circumstances for Housing Benefit (monthly)	10	8			13	8		The Team has experienced a number of absences related to ill-health. Work is prioritised to ensure new claims are assessed to target time. High workloads, coupled with insufficient resource has meant that not all changes

Code	Description	Current Value	Current Target	Current Status	Performance Chart	Year to Date Value 2023/24	Year to Date Target 2023/24	Year to Date Status	Commentary
									to circumstances are assessed within the 8 day target.
TM FS 01	Treasury Management - Actual vs Budget + Forecast	£506,350	£143,858	✔		£506,350	£143,858	✔	Commentary is only provided for 'red' indicators
TM FS 02	Treasury Management - Investment returns vs RPI vs CPI	5.5%	4.6%	✔		5.5%	4.6%	✔	Commentary is only provided for 'red' indicators