





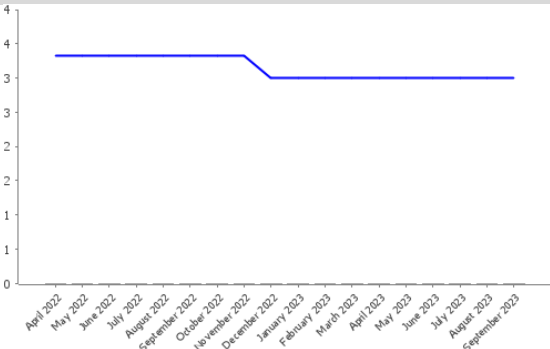

Performance Report – Cleaner & Greener Portfolio

Key:

 Green – Performance is at or above target


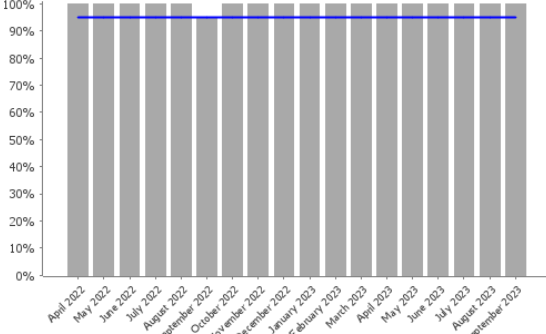


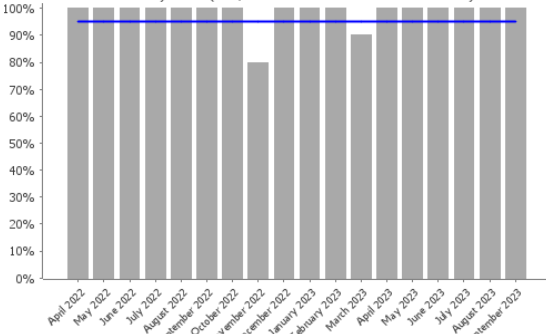


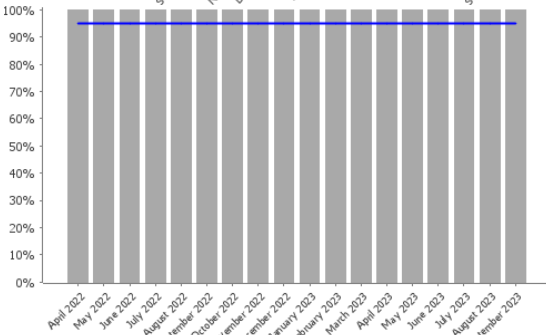

 Amber – Performance is less than 10% below target

 Red – Performance is 10% or more below target

Code	Short Name	Current Value	Current Target	Current Status	Performance Chart	Year to date Value	Year to date Target	Year to date Status
LPI_DS Clean 001	Number of justified Street Cleaning complaints	0	3			0	18	


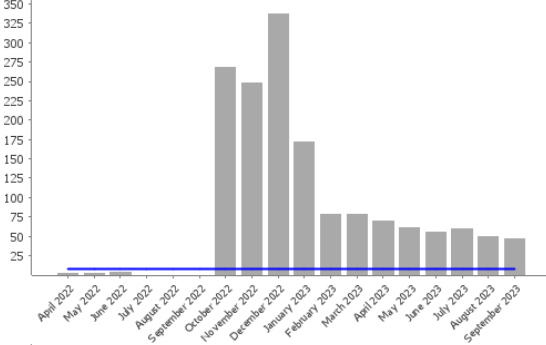


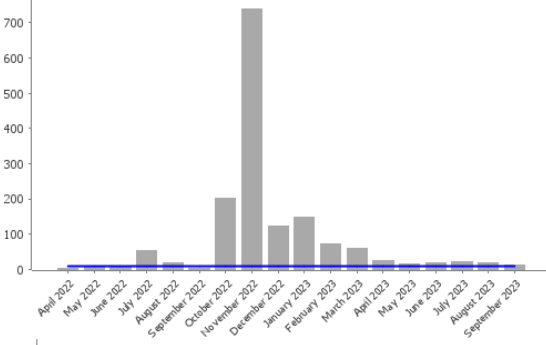


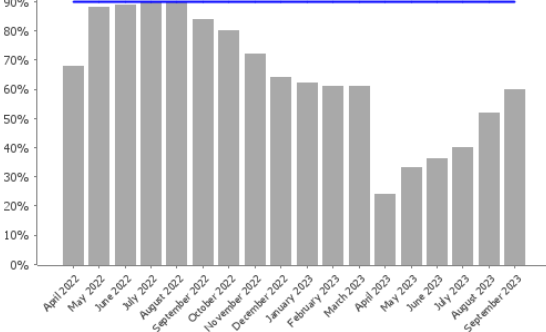
Code	Short Name	Current Value	Current Target	Current Status	Performance Chart	Year to date Value	Year to date Target	Year to date Status
LPI_DS Clean 002	Average number of working days taken to remove fly tips which the District Council has responsibility to clear	2.1	4	✔		1.9	4	✔
LPI_DS Waste 005	Percentage of missed green waste collections corrected by next working day	100%	98%	✔		99%	98%	✔
LPI_EH 001	Average time taken (days) to provide a response to service requests	2	5	✔		2	5	✔

Code	Short Name	Current Value	Current Target	Current Status	Performance Chart	Year to date Value	Year to date Target	Year to date Status
LPI_EH 002	Average time taken (weeks) to issue an Animal Welfare Licence	7	10	✔		8	10	✔
LPI_EH 004	Percentage of higher risk food inspections due that was done (higher risk is categories A & B)	100%	100%	✔		100%	100%	✔
LPI_EH 009	Percentage of Licensing applications provided with comments within 28 days	94%	90%	✔		94%	90%	✔

Code	Short Name	Current Value	Current Target	Current Status	Performance Chart	Year to date Value	Year to date Target	Year to date Status
LPI_LIC 01(s)	The percentage of renewal invitations sent out by deadline (Sevenoaks)	100%	95%			100%	95%	
LPI_LIC 02(s)	The percentage of valid personal licences processed within 14 working days (Hub Team)(Sevenoaks)	100%	95%			100%	95%	
LPI_LIC 03(s)	Percentage of unopposed applications for new and variation of premises licences processed within 2 calendar months (from date of validation to issue date) (All) (Sevenoaks)	100%	95%			100%	95%	

Code	Short Name	Current Value	Current Target	Current Status	Performance Chart	Year to date Value	Year to date Target	Year to date Status
LPI_LIC 04(s)	The percentage of valid temporary event notices processed within one working day of receipt (Sevenoaks)	95.5%	95%	✔		95.5%	95%	✔
LPI_LIC 05(s)	The percentage of driver and operator licenses issued within 12 days of validation (Hub Team) (Sevenoaks)	100%	90%	✔		96.3%	90%	✔
LPI_PA 002	Percentage of Penalty Charge Notices cancelled	3.67%	10%	✔		4.95%	10%	✔

Code	Short Name	Current Value	Current Target	Current Status	Performance Chart	Year to date Value	Year to date Target	Year to date Status
LPI_DS Clean 004	Percentage of cleaning schedules completed to agreed frequency	89%	90%			81.5%	90%	
LPI_DS Waste 003	Percentage of missed collections put right by the next working day	94%	98%			95.5%	98%	
LPI_DS Waste 001	National indicator - Percentage of household waste sent for reuse, recycling and composting	36.3%	41%			36.3%	41%	

Code	Short Name	Current Value	Current Target	Current Status	Performance Chart	Year to date Value	Year to date Target	Year to date Status
LPI_DS Waste 002	Number of missed collections per 100,000	46.8	8			56.9	8	
LPI_DS Waste 004	Number of missed green waste collections	12	9			109	54	
LPI_EH 006	Percentage of planning application provided with comments within 21 days of receipt	60%	90%			60%	90%	