






Performance Report - Housing & Health Advisory Committee

Key:

 Green – Performance is at or above target

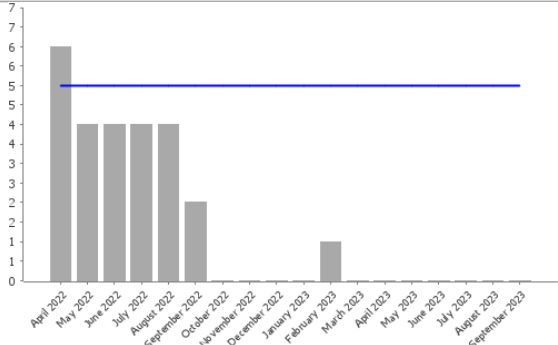
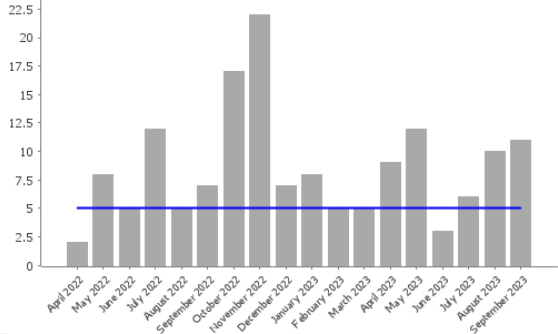
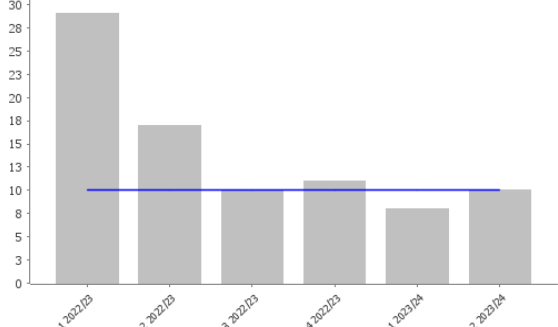
 Amber – Performance is less than 10% below target


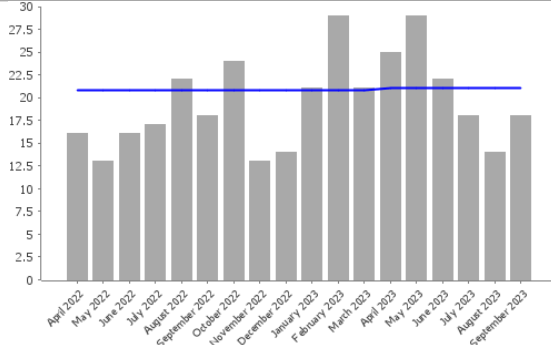
 Red – Performance is 10% or more below target

Code	Short Name	Current Value	Current Target	Current Status	Performance Chart	Year to date Value	Year to date Target	Year to date Status
LPI_CD H 01	Percentage of the Sevenoaks District Partnership Health and Wellbeing Action Plan actions on target	86%	80%			86%	80%	

Code	Short Name	Current Value	Current Target	Current Status	Performance Chart	Year to date Value	Year to date Target	Year to date Status
LPI_CD H 04	Number of referrals to the One You Kent Service (SDC area)	136	100	✔		285	200	✔
LPI_CD H 05	Number of individuals completing the One You initial appointment	92	75	✔		173	150	✔
LPI_CD H 06	Percentage of participants of tier 2 weight management that have lost weight at the end of their active intervention	100%	75%	✔		100%	76%	✔

Code	Short Name	Current Value	Current Target	Current Status	Performance Chart	Year to date Value	Year to date Target	Year to date Status																																						
LPI_CD H 07	Percentage of clients that have completed an end of intervention satisfaction service and recorded as at least "satisfied" with the 1:1 lifestyle support and weight loss services they may have received.	96%	90%	✔	<table border="1"> <caption>Performance Chart Data for LPI_CD H 07</caption> <thead> <tr> <th>Quarter</th> <th>Value (%)</th> </tr> </thead> <tbody> <tr> <td>Q1 2022/23</td> <td>90</td> </tr> <tr> <td>Q2 2022/23</td> <td>90</td> </tr> <tr> <td>Q3 2022/23</td> <td>80</td> </tr> <tr> <td>Q4 2022/23</td> <td>90</td> </tr> <tr> <td>Q1 2023/24</td> <td>90</td> </tr> <tr> <td>Q2 2023/24</td> <td>96</td> </tr> </tbody> </table>	Quarter	Value (%)	Q1 2022/23	90	Q2 2022/23	90	Q3 2022/23	80	Q4 2022/23	90	Q1 2023/24	90	Q2 2023/24	96	76%	90%	✔																								
Quarter	Value (%)																																													
Q1 2022/23	90																																													
Q2 2022/23	90																																													
Q3 2022/23	80																																													
Q4 2022/23	90																																													
Q1 2023/24	90																																													
Q2 2023/24	96																																													
LPI_HS A 02	Number of households where a positive outcome has been achieved (homeless prevented or secured alternative accommodation)	161	15	✔	<table border="1"> <caption>Performance Chart Data for LPI_HS A 02</caption> <thead> <tr> <th>Month</th> <th>Value</th> </tr> </thead> <tbody> <tr><td>April 2022</td><td>50</td></tr> <tr><td>May 2022</td><td>50</td></tr> <tr><td>June 2022</td><td>35</td></tr> <tr><td>July 2022</td><td>35</td></tr> <tr><td>August 2022</td><td>30</td></tr> <tr><td>September 2022</td><td>30</td></tr> <tr><td>October 2022</td><td>45</td></tr> <tr><td>November 2022</td><td>40</td></tr> <tr><td>December 2022</td><td>45</td></tr> <tr><td>January 2023</td><td>50</td></tr> <tr><td>February 2023</td><td>40</td></tr> <tr><td>March 2023</td><td>30</td></tr> <tr><td>April 2023</td><td>40</td></tr> <tr><td>May 2023</td><td>25</td></tr> <tr><td>June 2023</td><td>15</td></tr> <tr><td>July 2023</td><td>55</td></tr> <tr><td>August 2023</td><td>150</td></tr> <tr><td>September 2023</td><td>161</td></tr> </tbody> </table>	Month	Value	April 2022	50	May 2022	50	June 2022	35	July 2022	35	August 2022	30	September 2022	30	October 2022	45	November 2022	40	December 2022	45	January 2023	50	February 2023	40	March 2023	30	April 2023	40	May 2023	25	June 2023	15	July 2023	55	August 2023	150	September 2023	161	338	90	✔
Month	Value																																													
April 2022	50																																													
May 2022	50																																													
June 2022	35																																													
July 2022	35																																													
August 2022	30																																													
September 2022	30																																													
October 2022	45																																													
November 2022	40																																													
December 2022	45																																													
January 2023	50																																													
February 2023	40																																													
March 2023	30																																													
April 2023	40																																													
May 2023	25																																													
June 2023	15																																													
July 2023	55																																													
August 2023	150																																													
September 2023	161																																													
LPI_HS A 03	Number of households in all types of emergency & temporary accommodation	96	95	⚠	<table border="1"> <caption>Performance Chart Data for LPI_HS A 03</caption> <thead> <tr> <th>Month</th> <th>Value</th> </tr> </thead> <tbody> <tr><td>April 2022</td><td>125</td></tr> <tr><td>May 2022</td><td>110</td></tr> <tr><td>June 2022</td><td>105</td></tr> <tr><td>July 2022</td><td>100</td></tr> <tr><td>August 2022</td><td>100</td></tr> <tr><td>September 2022</td><td>100</td></tr> <tr><td>October 2022</td><td>95</td></tr> <tr><td>November 2022</td><td>100</td></tr> <tr><td>December 2022</td><td>90</td></tr> <tr><td>January 2023</td><td>90</td></tr> <tr><td>February 2023</td><td>85</td></tr> <tr><td>March 2023</td><td>85</td></tr> <tr><td>April 2023</td><td>85</td></tr> <tr><td>May 2023</td><td>90</td></tr> <tr><td>June 2023</td><td>90</td></tr> <tr><td>July 2023</td><td>90</td></tr> <tr><td>August 2023</td><td>90</td></tr> <tr><td>September 2023</td><td>96</td></tr> </tbody> </table>	Month	Value	April 2022	125	May 2022	110	June 2022	105	July 2022	100	August 2022	100	September 2022	100	October 2022	95	November 2022	100	December 2022	90	January 2023	90	February 2023	85	March 2023	85	April 2023	85	May 2023	90	June 2023	90	July 2023	90	August 2023	90	September 2023	96	96	95	⚠
Month	Value																																													
April 2022	125																																													
May 2022	110																																													
June 2022	105																																													
July 2022	100																																													
August 2022	100																																													
September 2022	100																																													
October 2022	95																																													
November 2022	100																																													
December 2022	90																																													
January 2023	90																																													
February 2023	85																																													
March 2023	85																																													
April 2023	85																																													
May 2023	90																																													
June 2023	90																																													
July 2023	90																																													
August 2023	90																																													
September 2023	96																																													

Code	Short Name	Current Value	Current Target	Current Status	Performance Chart	Year to date Value	Year to date Target	Year to date Status
LPI_HS A 04	Number of households in B & B	0	5	✔		0	5	✔
LPI_PSH 02	Number of Disabled Facilities Grants completed	11	5	✔		51	30	✔
LPI_HS P 01	Number of customers housed in PSL property	10	10	✔		18	20	✘

Code	Short Name	Current Value	Current Target	Current Status	Performance Chart	Year to date Value	Year to date Target	Year to date Status
LPI_HS R 01	Total number housed through Sevenoaks District Housing Register nomination	18	21			126	126	