





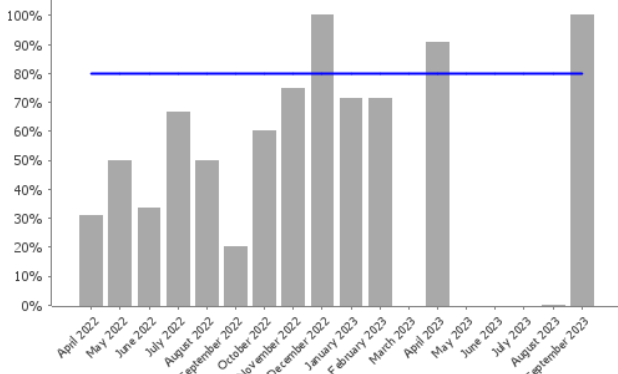

## Finance & Investment Advisory Committee - Performance report - September 2023

**Key:**


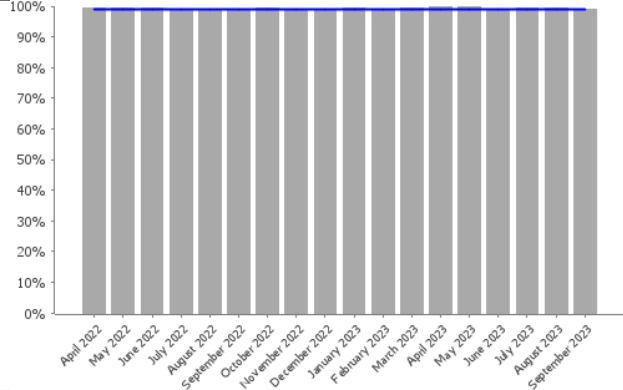


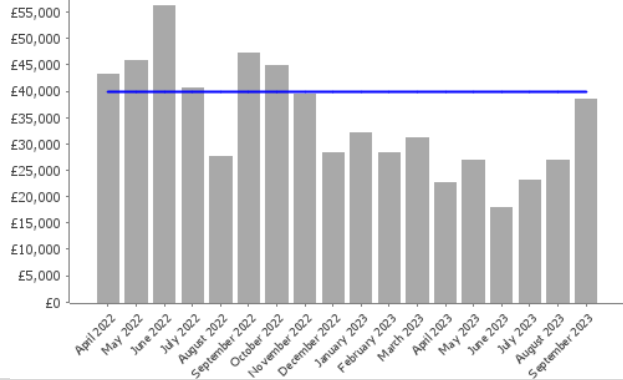

 Green – Performance is at or above target


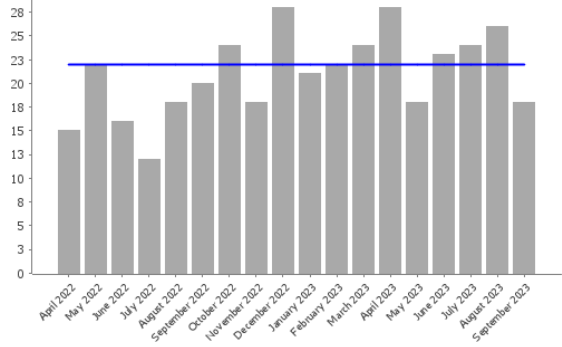


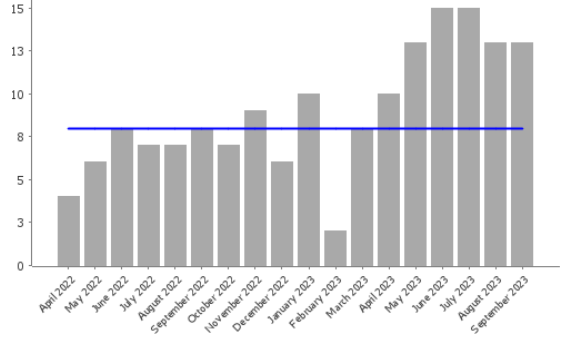

 Amber – Performance is less than 10% below target


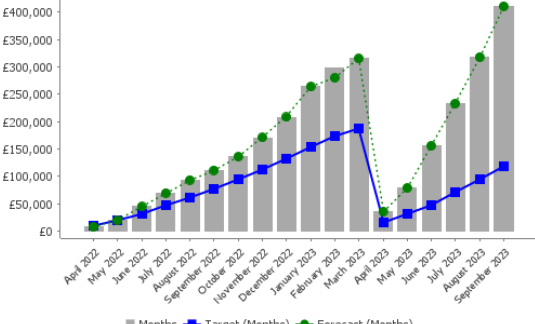


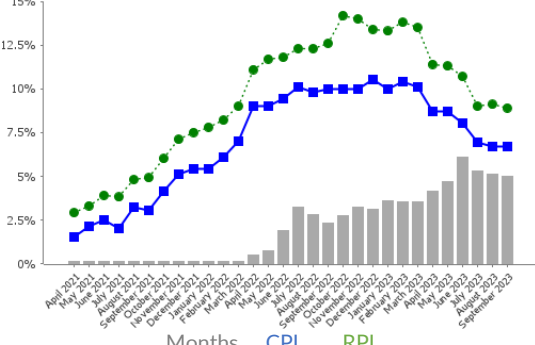

 Red – Performance is 10% or more below target

Code	Short Name	Current Value	Current Target	Current Status	Performance Chart	Year to Date Value	Year to Date Target	Year to Date Status	Commentary																																						
LPI_AUL1	Audit actions fully implemented within agreed timescales	100%	80%		 <table border="1"> <caption>Performance Chart Data (Estimated)</caption> <thead> <tr> <th>Month</th> <th>Percentage</th> </tr> </thead> <tbody> <tr><td>April 2022</td><td>30%</td></tr> <tr><td>May 2022</td><td>50%</td></tr> <tr><td>June 2022</td><td>35%</td></tr> <tr><td>July 2022</td><td>65%</td></tr> <tr><td>August 2022</td><td>50%</td></tr> <tr><td>September 2022</td><td>20%</td></tr> <tr><td>October 2022</td><td>60%</td></tr> <tr><td>November 2022</td><td>75%</td></tr> <tr><td>December 2022</td><td>100%</td></tr> <tr><td>January 2023</td><td>70%</td></tr> <tr><td>February 2023</td><td>70%</td></tr> <tr><td>March 2023</td><td>0%</td></tr> <tr><td>April 2023</td><td>0%</td></tr> <tr><td>May 2023</td><td>90%</td></tr> <tr><td>June 2023</td><td>0%</td></tr> <tr><td>July 2023</td><td>0%</td></tr> <tr><td>August 2023</td><td>0%</td></tr> <tr><td>September 2023</td><td>100%</td></tr> </tbody> </table>	Month	Percentage	April 2022	30%	May 2022	50%	June 2022	35%	July 2022	65%	August 2022	50%	September 2022	20%	October 2022	60%	November 2022	75%	December 2022	100%	January 2023	70%	February 2023	70%	March 2023	0%	April 2023	0%	May 2023	90%	June 2023	0%	July 2023	0%	August 2023	0%	September 2023	100%	83.3%	80%		
Month	Percentage																																														
April 2022	30%																																														
May 2022	50%																																														
June 2022	35%																																														
July 2022	65%																																														
August 2022	50%																																														
September 2022	20%																																														
October 2022	60%																																														
November 2022	75%																																														
December 2022	100%																																														
January 2023	70%																																														
February 2023	70%																																														
March 2023	0%																																														
April 2023	0%																																														
May 2023	90%																																														
June 2023	0%																																														
July 2023	0%																																														
August 2023	0%																																														
September 2023	100%																																														

Code	Short Name	Current Value	Current Target	Current Status	Performance Chart	Year to Date Value	Year to Date Target	Year to Date Status	Commentary
LPI_BR 04	The percentage of business rates collected in-year (Cumulative)	58%	56%	✔		58%	56%	✔	
LPI_CT 04	The percentage of council tax collected in-year (cumulative)	57.8%	57%	✔		57.8%	57%	✔	

Code	Short Name	Current Value	Current Target	Current Status	Performance Chart	Year to Date Value	Year to Date Target	Year to Date Status	Commentary
LPI_FS 001	The percentage of undisputed invoices paid within 30 days or agreed terms	99.1%	99%			99.4%	99%		
LPI_FS 003	Sundry debts outstanding more than 60 days	£38,579	£40,000			£38,579	£40,000		

Code	Short Name	Current Value	Current Target	Current Status	Performance Chart	Year to Date Value	Year to Date Target	Year to Date Status	Commentary																																						
LPI_HB 02	Average number of days to process a new claim for Housing Benefit (Monthly)	18	22		 <table border="1"> <caption>Monthly Performance Data for LPI_HB 02</caption> <thead> <tr> <th>Month</th> <th>Value</th> </tr> </thead> <tbody> <tr><td>April 2022</td><td>15</td></tr> <tr><td>May 2022</td><td>22</td></tr> <tr><td>June 2022</td><td>17</td></tr> <tr><td>July 2022</td><td>12</td></tr> <tr><td>August 2022</td><td>18</td></tr> <tr><td>September 2022</td><td>20</td></tr> <tr><td>October 2022</td><td>24</td></tr> <tr><td>November 2022</td><td>17</td></tr> <tr><td>December 2022</td><td>26</td></tr> <tr><td>January 2023</td><td>21</td></tr> <tr><td>February 2023</td><td>22</td></tr> <tr><td>March 2023</td><td>24</td></tr> <tr><td>April 2023</td><td>26</td></tr> <tr><td>May 2023</td><td>17</td></tr> <tr><td>June 2023</td><td>23</td></tr> <tr><td>July 2023</td><td>24</td></tr> <tr><td>August 2023</td><td>26</td></tr> <tr><td>September 2023</td><td>18</td></tr> </tbody> </table>	Month	Value	April 2022	15	May 2022	22	June 2022	17	July 2022	12	August 2022	18	September 2022	20	October 2022	24	November 2022	17	December 2022	26	January 2023	21	February 2023	22	March 2023	24	April 2023	26	May 2023	17	June 2023	23	July 2023	24	August 2023	26	September 2023	18	23	22		There has been a significant improvement on the current value which was 23 days however the year to date position is still slightly above target due to staff sickness & vacancy
Month	Value																																														
April 2022	15																																														
May 2022	22																																														
June 2022	17																																														
July 2022	12																																														
August 2022	18																																														
September 2022	20																																														
October 2022	24																																														
November 2022	17																																														
December 2022	26																																														
January 2023	21																																														
February 2023	22																																														
March 2023	24																																														
April 2023	26																																														
May 2023	17																																														
June 2023	23																																														
July 2023	24																																														
August 2023	26																																														
September 2023	18																																														
LPI_HB 04	Average number of days to process a change in circumstances for Housing Benefit (monthly)	13	8		 <table border="1"> <caption>Monthly Performance Data for LPI_HB 04</caption> <thead> <tr> <th>Month</th> <th>Value</th> </tr> </thead> <tbody> <tr><td>April 2022</td><td>4</td></tr> <tr><td>May 2022</td><td>6</td></tr> <tr><td>June 2022</td><td>8</td></tr> <tr><td>July 2022</td><td>7</td></tr> <tr><td>August 2022</td><td>7</td></tr> <tr><td>September 2022</td><td>8</td></tr> <tr><td>October 2022</td><td>7</td></tr> <tr><td>November 2022</td><td>9</td></tr> <tr><td>December 2022</td><td>6</td></tr> <tr><td>January 2023</td><td>10</td></tr> <tr><td>February 2023</td><td>2</td></tr> <tr><td>March 2023</td><td>10</td></tr> <tr><td>April 2023</td><td>13</td></tr> <tr><td>May 2023</td><td>15</td></tr> <tr><td>June 2023</td><td>15</td></tr> <tr><td>July 2023</td><td>13</td></tr> <tr><td>August 2023</td><td>13</td></tr> <tr><td>September 2023</td><td>13</td></tr> </tbody> </table>	Month	Value	April 2022	4	May 2022	6	June 2022	8	July 2022	7	August 2022	7	September 2022	8	October 2022	7	November 2022	9	December 2022	6	January 2023	10	February 2023	2	March 2023	10	April 2023	13	May 2023	15	June 2023	15	July 2023	13	August 2023	13	September 2023	13	13	8		This has again improved from July's report but this was due to staff sickness vacanc, work is ongoing to bring these back within target
Month	Value																																														
April 2022	4																																														
May 2022	6																																														
June 2022	8																																														
July 2022	7																																														
August 2022	7																																														
September 2022	8																																														
October 2022	7																																														
November 2022	9																																														
December 2022	6																																														
January 2023	10																																														
February 2023	2																																														
March 2023	10																																														
April 2023	13																																														
May 2023	15																																														
June 2023	15																																														
July 2023	13																																														
August 2023	13																																														
September 2023	13																																														

Code	Short Name	Current Value	Current Target	Current Status	Performance Chart	Year to Date Value	Year to Date Target	Year to Date Status	Commentary
TM FS 01	Treasury Management - Actual vs Budget + Forecast	£410,859	£117,596			£410,859	£117,596		
TM FS 02	Treasury Management - Investment returns vs RPI vs CPI	5%	6.7%			5%	6.7%		<p>Retuns on investments is regulary monitoried and investments are made with returned and operational/ capital needs in mind.</p>