



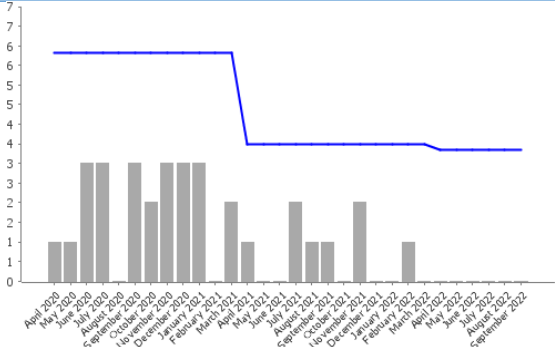



## Performance Report – Development & Conservation Portfolio

Key:

Status	Colour	Details
	Green	At or above target
	Amber	Less than 10% below target
	Red	10% or more below target

Code	Short Name	Current Value	Current Target	Current Status	Performance Chart	Year to date Value	Year to date Target	Year to date Status
LPI_DS Clean 001	Number of justified Street Cleaning complaints	0	3			8	42	


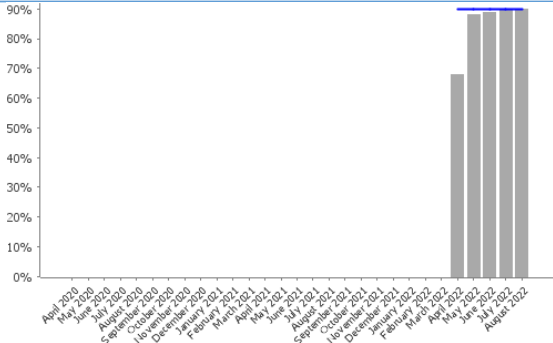


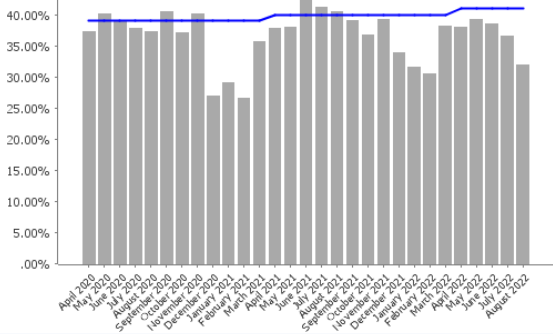


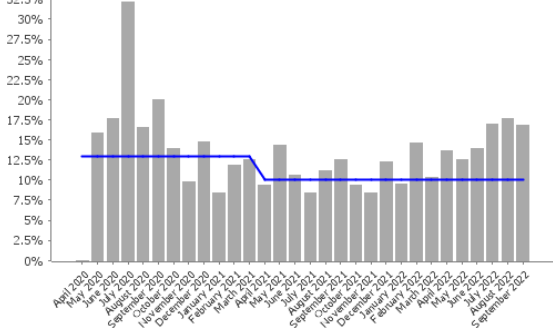
Code	Short Name	Current Value	Current Target	Current Status	Performance Chart	Year to date Value	Year to date Target	Year to date Status
LPI_DS Clean 002	Average number of working days taken to remove fly tips which the District Council has responsibility to clear	1.5	4	✔		3.5	4	✔
LPI_DS Clean 003	Average number of days taken to remove abandoned vehicles	3.00	4.00	✔		2.00	4.00	✔
LPI_DS Waste 002	Number of missed collections per 100,000	1	8	✔		6.9	8	✔

Code	Short Name	Current Value	Current Target	Current Status	Performance Chart	Year to date Value	Year to date Target	Year to date Status
LPI_DS Waste 003	Percentage of missed collections put right by the next working day	100%	98%	✔		94.5%	98%	⚠
LPI_DS Waste 004	Number of missed green waste collections	2	9	✔		215	105	⛔
LPI_DS Waste 005	Percentage of missed green waste collections corrected by next working day	100.00%	98.00%	✔		92.95%	98.00%	⚠

Code	Short Name	Current Value	Current Target	Current Status	Performance Chart	Year to date Value	Year to date Target	Year to date Status
LPI_EH 001	Average time taken (days) to provide a response to service requests	3	5	✔		3	5	✔
LPI_EH 002	Average time taken (weeks) to issue an Animal Welfare Licence	5	10	✔		5	10	✔
LPI_EH 004	Percentage of higher risk food inspections due that was done (higher risk is categories A & B)	100%	100%	✔		100%	100%	✔

Code	Short Name	Current Value	Current Target	Current Status	Performance Chart	Year to date Value	Year to date Target	Year to date Status
LPI_EH 009	Percentage of Licensing applications provided with comments within 28 days	100%	90%	✔		100%	90%	✔
LPI_LIC 01(s)	The percentage of renewal invitations sent out by deadline (Sevenoaks)	100%	95%	✔		98.61%	95%	✔
LPI_LIC 02(s)	The percentage of valid personal licences processed within 14 working days (Hub Team)(Sevenoaks)	100%	95%	✔		98.44%	95%	✔

Code	Short Name	Current Value	Current Target	Current Status	Performance Chart	Year to date Value	Year to date Target	Year to date Status
LPI_LIC 03(s)	Percentage of unopposed applications for new and variation of premises licences processed within 2 calendar months (from date of validation to issue date) (All) (Sevenoaks)	100%	95%	✔	<p>A bar chart showing monthly performance from April 2020 to October 2022. The y-axis represents percentage from 0% to 100%. A blue horizontal line indicates a 95% target. All bars are at 100%.</p>	100%	95%	✔
LPI_LIC 04(s)	The percentage of valid temporary event notices processed within one working day of receipt (Sevenoaks)	100%	95%	✔	<p>A bar chart showing monthly performance from April 2020 to October 2022. The y-axis represents percentage from 0% to 100%. A blue horizontal line indicates a 95% target. Most bars are at 100%, with a few dips to approximately 85%.</p>	98.66%	95%	✔
LPI_LIC 05(s)	The percentage of driver and operator licenses issued within 12 days of validation (Hub Team) (Sevenoaks)	92.31%	90%	✔	<p>A bar chart showing monthly performance from April 2020 to October 2022. The y-axis represents percentage from 0% to 100%. A blue horizontal line indicates a 90% target. All bars are at 100%.</p>	99.24%	90%	✔

Code	Short Name	Current Value	Current Target	Current Status	Performance Chart	Year to date Value	Year to date Target	Year to date Status
LPI_EH 006	Percentage of planning application provided with comments within 21 days of receipt	90%	90%			90%	90%	
LPI_DS Waste 001	National indicator - Percentage of household waste sent for reuse, recycling and composting	31.99%	41.00%			37.72%	40.00%	
LPI_PA 002	Percentage of Penalty Charge Notices cancelled	16.76%	10%			10.89%	10%	