



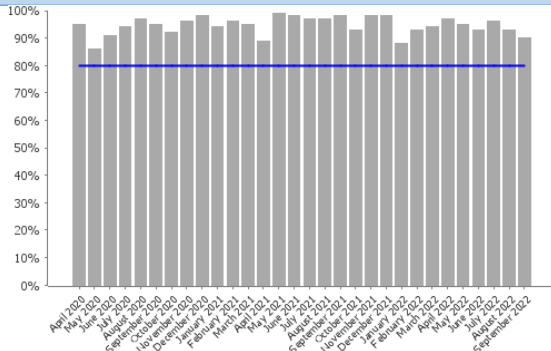


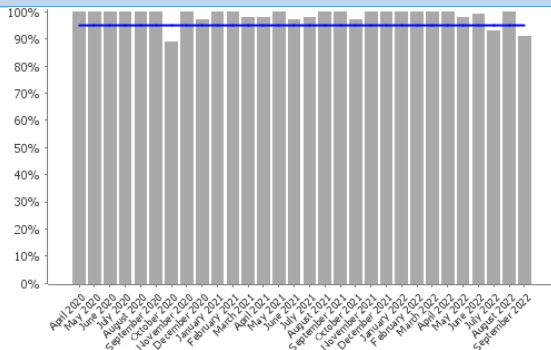


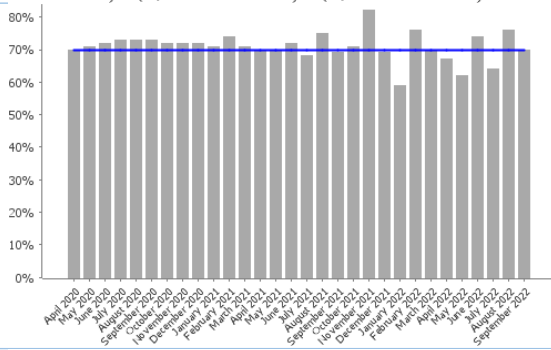


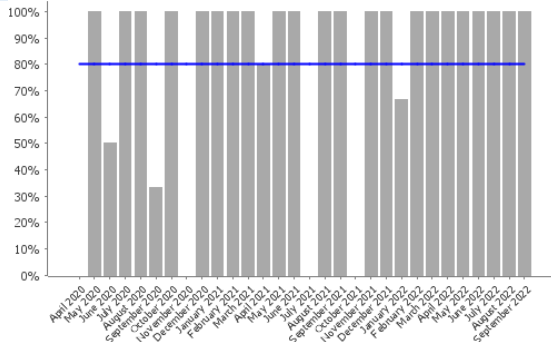



Performance Report – Development & Conservation Portfolio


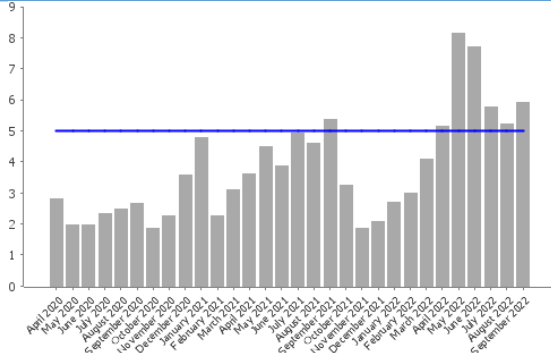
Key:

Status	Colour	Details
	Green	At or above target
	Amber	Less than 10% below target
	Red	10% or more below target

Code	Short Name	Current Value	Current Target	Current Status	Performance Chart	Year to date Value	Year to date Target	Year to date Status
LPI_BC 01	Percentage of full plans / Building Notices acknowledged within 3 working days	90%	80%			95.2%	80%	

Code	Short Name	Current Value	Current Target	Current Status	Performance Chart	Year to date Value	Year to date Target	Year to date Status
LPI_BC 02	Percentage of full plans checked within 15 working days	91%	95%			99.2%	95%	
LPI_BC 03	Market Share	70%	70%			70.9%	70%	
LPI_DM 007a	Processing of planning applications: Major applications in 13 weeks	100%	80%			92.6%	80%	

Code	Short Name	Current Value	Current Target	Current Status	Performance Chart	Year to date Value	Year to date Target	Year to date Status
LPI_DM 007b	Processing of planning applications: Minor applications in 8 weeks	88.57%	80%	✔		80.24%	80%	✔
LPI_DM 007c	Processing of planning applications: Other applications in 8 weeks	95.76%	90%	✔		91.95%	90%	✔
LPI_DM 009	Percentage of appeals against planning application refusal dismissed	100%	75%	✔		72.73%	75%	⚠

Code	Short Name	Current Value	Current Target	Current Status	Performance Chart	Year to date Value	Year to date Target	Year to date Status
LPI_CSV 01	Average number of days taken to validate a planning application	5.91	5			3.65	5	