



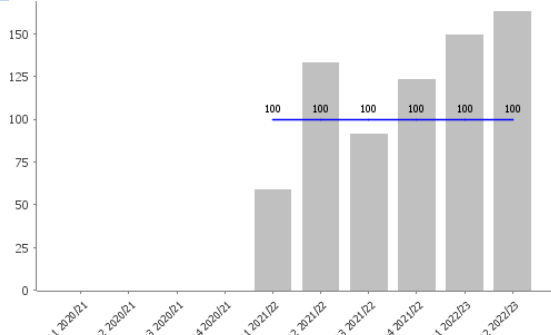


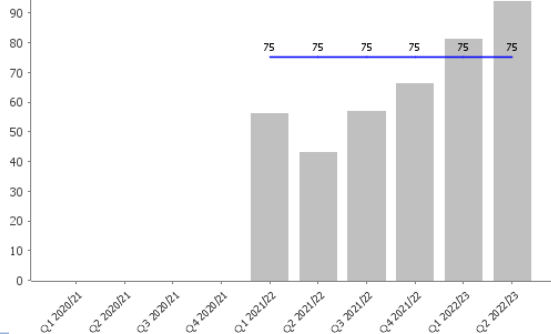


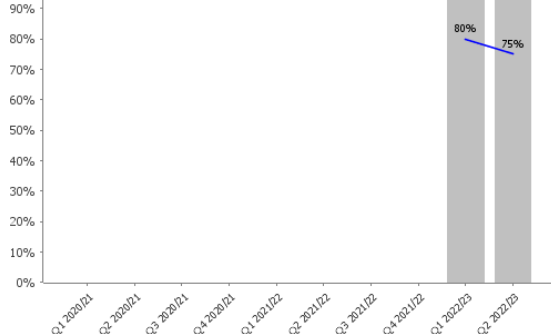







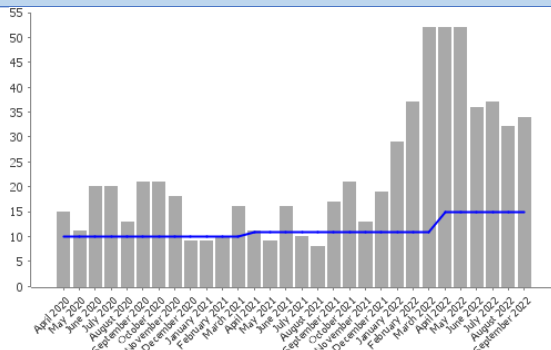


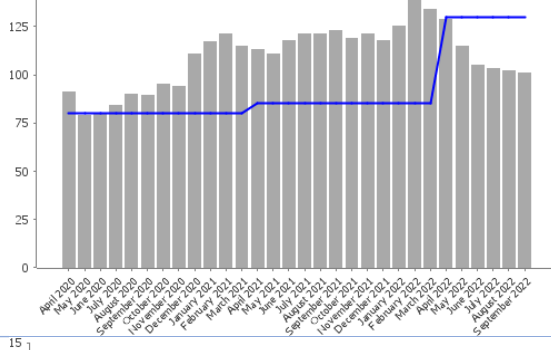


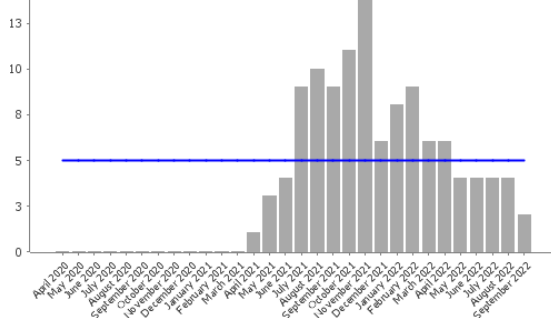

Performance Report - Housing & Health Portfolio


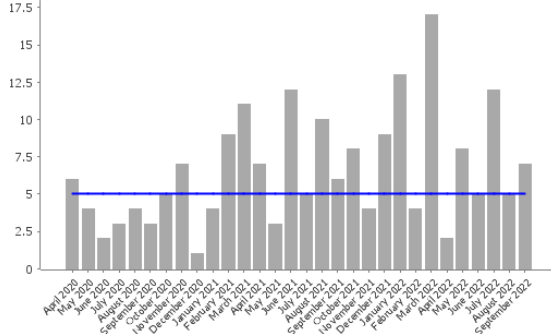


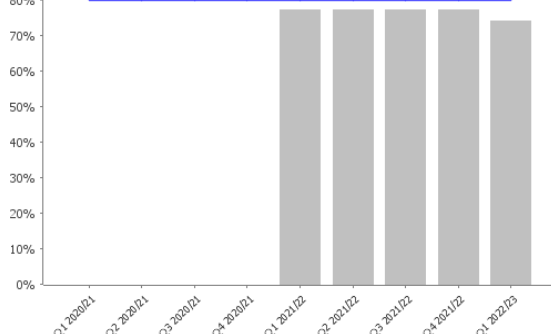


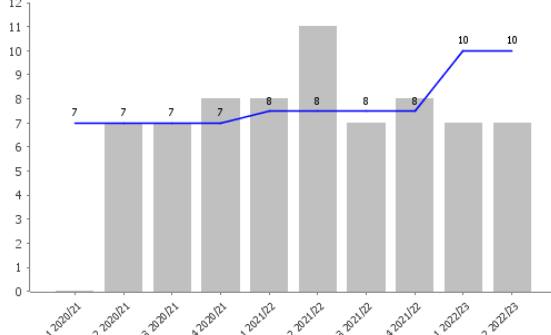

Key:


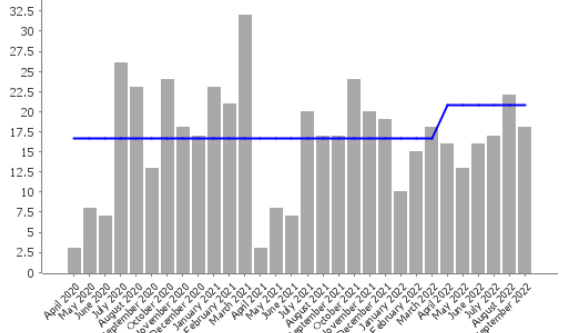
Status	Colour	Details
	Green	At or above target
	Amber	Less than 10% below target
	Red	10% or more below target

Code	Short Name	Current Value	Current Target	Current Status	Performance Chart	Year to date Value	Year to date Target	Year to date Status
LPI_CD H 04	Number of referrals to the One You Kent Service (SDC area)	163	100			406	400	

Code	Short Name	Current Value	Current Target	Current Status	Performance Chart	Year to date Value	Year to date Target	Year to date Status
LPI_CD H 05	Number of individuals completing the One You initial appointment	94	75			222	300	
LPI_CD H 06	Percentage of participants of tier 2 weight management that have lost weight at the end of their active intervention	94%	75%			77%	80%	
LPI_CD H 07	Percentage of clients that have completed an end of intervention satisfaction service and recorded as at least "satisfied" with the 1:1 lifestyle support and weight loss services they may have received.	92%	90%			77%	80%	

Code	Short Name	Current Value	Current Target	Current Status	Performance Chart	Year to date Value	Year to date Target	Year to date Status
LPI_HS A 02	Number of households where a positive outcome has been achieved (homeless prevented or secures alternative accommodation)	34	15			242	130	
LPI_HS A 03	Number of households in all types of emergency & temporary accommodation	101	130			134	85	
LPI_HS A 04	Number of households in B & B	2	5			6	5	

Code	Short Name	Current Value	Current Target	Current Status	Performance Chart	Year to date Value	Year to date Target	Year to date Status
LPI_PSH 02	Number of Disabled Facilities Grants completed	7	5			98	60	
LPI_CD H 01	Percentage of Health Action Plan on target	74%	80%			77%	80%	
LPI_HS P 01	Number of customers housed in PSL property	7	10			34	30	

Code	Short Name	Current Value	Current Target	Current Status	Performance Chart	Year to date Value	Year to date Target	Year to date Status
LPI_HS R 01	Total number housed through Sevenoaks District Housing Register nomination	18	21			178	200	