
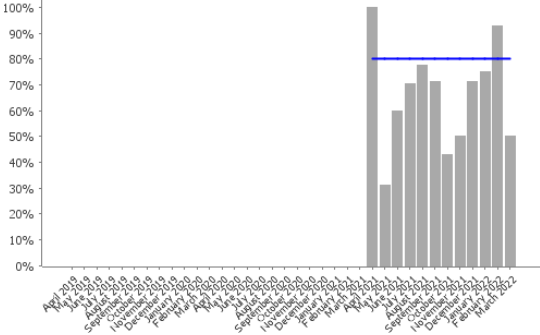






Finance & Investment Advisory Committee - Performance report

Code	Description	Current Value	Current Target	Current Status	Performance Chart	Year to Date Value 2021/22	Year to Date Target 2021/22	Year to Date Status	Commentary
LPI_A UL1	Sevenoaks: Audit actions fully implemented within agreed timescales	50%	80%			67.74%	80%		<p>This KPI is set using expected delivery however where those actions are delayed they show an achievement compared to target.</p> <p>Internal Audit are working with SMT to implement robust deadlines for 'High' and 'Medium' priority actions</p>

Code	Description	Current Value	Current Target	Current Status	Performance Chart	Year to Date Value 2021/22	Year to Date Target 2021/22	Year to Date Status	Commentary
LPI_BR_04	The percentage of business rates collected in-year (Cumulative)	96.4%	92.7%	🟢		96.4%	92.7%	🟢	
LPI_CT_04	The percentage of council tax collected in-year (cumulative)	98.1%	98.6%	🟡		98.1%	98.6%	🟡	

Code	Description	Current Value	Current Target	Current Status	Performance Chart	Year to Date Value 2021/22	Year to Date Target 2021/22	Year to Date Status	Commentary
LPI_FS 001	The percentage of undisputed invoices paid within 30 days or agreed terms	99.2%	99%	✔		97.58%	99%	⚠	
LPI_FS 003	Sundry debts outstanding more than 60 days	£38,165	£40,000	✔		£38,165	£40,000	✔	

Code	Description	Current Value	Current Target	Current Status	Performance Chart	Year to Date Value 2021/22	Year to Date Target 2021/22	Year to Date Status	Commentary
LPI_H B 02	Average number of days to process a new claim for Housing Benefit (Monthly)	14	23	✔		15	23	✔	
LPI_H B 04	Average number of days to process a change in circumstances for Housing Benefit (monthly)	6	9	✔		7	9	✔	

Code	Description	Current Value	Current Target	Current Status	Performance Chart	Year to Date Value 2021/22	Year to Date Target 2021/22	Year to Date Status	Commentary
TM FS 01	Treasury Management - Actual vs Budget + Forecast	£8,424	£188,000			£8,424	£188,000		Low rates of return and utilisation of cash resource to fund investment acquisitions and capital programme have led to low returns. SDC is just starting a Multi-asset investment fund selection process which will improve future returns
TM FS 02	Treasury Management - Investment returns vs RPI vs CPI	0.1%	7%			0.1%	7%		Low rates of return and utilisation of cash resource to fund investment acquisitions and capital programme have led to low returns. SDC is just starting a Multi-asset investment fund selection

Code	Description	Current Value	Current Target	Current Status	Performance Chart	Year to Date Value 2021/22	Year to Date Target 2021/22	Year to Date Status	Commentary
									process which will improve future returns