
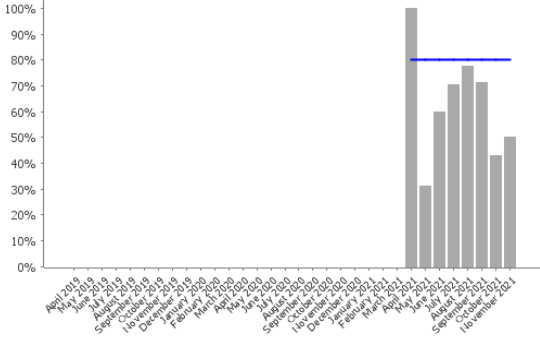


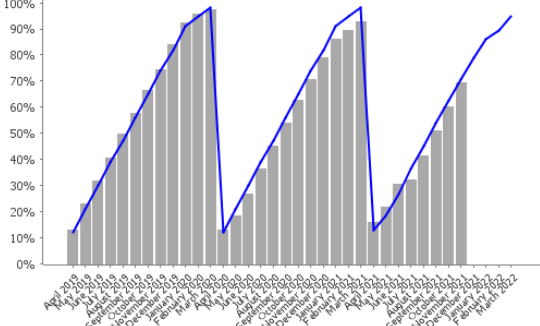


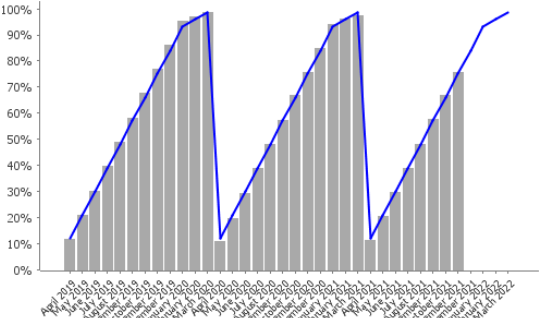


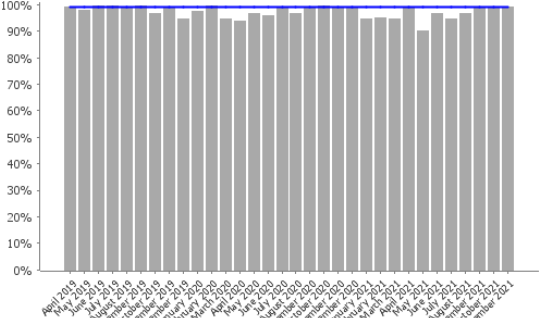


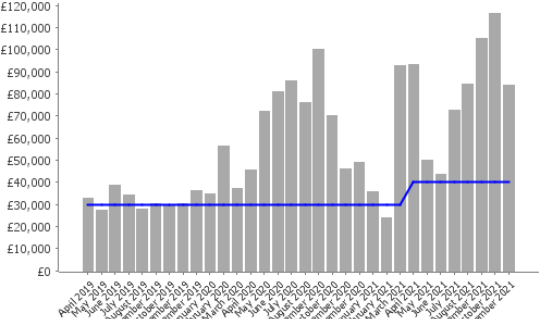


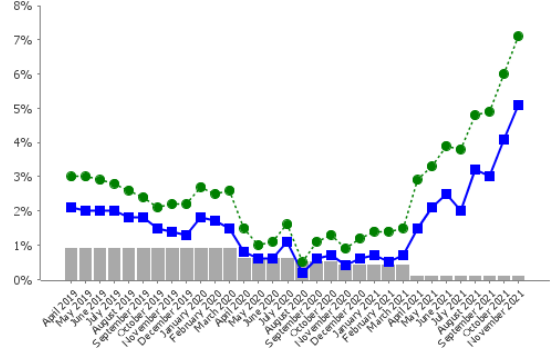






# Finance & Investment Advisory Committee - Performance report

Code	Description	Current Value	Current Target	Current Status	Performance Chart	Year to Date Value 2021/22	Year to Date Target 2021/22	Year to Date Status	Commentary
LPI_AU L1	Sevenoaks: Audit actions fully implemented within agreed timescales	62.35%	80%			62.35%	80%		This KPI is set using expected delivery however where those actions are delayed they show an achievement compared to target. Internal Audit are working with SMT to implement robust deadlines for 'High' and 'Medium' priority actions
LPI_BR 04	The percentage of business rates collected in-year (Cumulative)	69.3%	70.4%			69.3%	70.4%		

Code	Description	Current Value	Current Target	Current Status	Performance Chart	Year to Date Value 2021/22	Year to Date Target 2021/22	Year to Date Status	Commentary
LPI_CT 04	The percentage of council tax collected in-year (cumulative)	75.8%	75%			75.8%	75%		
LPI_FS 001	The percentage of undisputed invoices paid within 30 days or agreed terms	99.07%	99%			96.66%	99%		
LPI_FS 003	Sundry debts outstanding more than 60 days	£84,024	£40,000			£84,024	£40,000		The majority of this balance is made up of 4 invoices which total £57,000. This are being actively pursued and excluding these the balance is with the target limit

Code	Description	Current Value	Current Target	Current Status	Performance Chart	Year to Date Value 2021/22	Year to Date Target 2021/22	Year to Date Status	Commentary
LPI_HB 02	Average number of days to process a new claim for Housing Benefit (Monthly)	15	23	🟢		15	23	🟢	
LPI_HB 04	Average number of days to process a change in circumstances for Housing Benefit (monthly)	8	9	🟢		8	9	🟢	
TM FS 01	Treasury Management - Actual vs Budget + Forecast	£16,514	£124,606	🔴		£16,514	£124,606	🔴	Low rates of return and utilization of cash resource to fund investment acquisitions and capital programme have led to low returns. SDC is just starting a Multi-asset investment

Code	Description	Current Value	Current Target	Current Status	Performance Chart	Year to Date Value 2021/22	Year to Date Target 2021/22	Year to Date Status	Commentary
									selection process which will improve future returns
TM FS 02	Treasury Management - Investment returns vs RPI vs CPI	0.1%	5.1%		 <div style="display: flex; justify-content: space-around; margin-top: 10px;"> <div style="text-align: center;">  Investment Returns         </div> <div style="text-align: center;">  RPI         </div> <div style="text-align: center;">  CPI         </div> </div>	0.1%	5.1%		Low rates of return and utilization of cash resource to fund investment acquisitions and capital programme have led to low returns. SDC is just starting a Multi-asset investment selection process which will improve future returns