



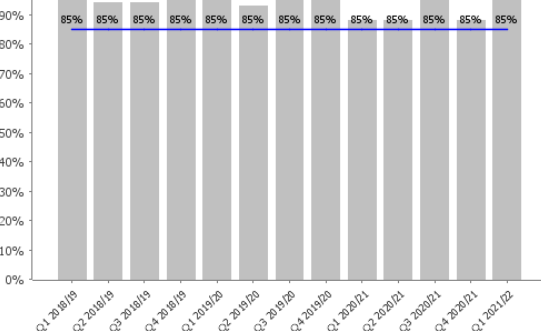



Appendix C


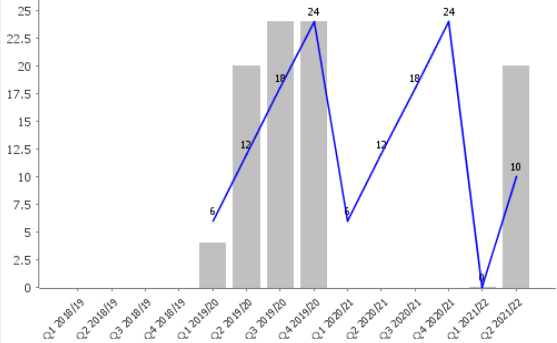


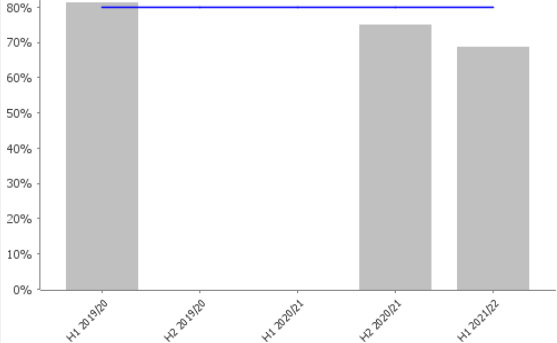

Scrutiny Committee – People & Places Portfolio performance report

Key:

Status	Colour	Details
	Green	At or above target
	Amber	Less than 10% below target
	Red	10% or more below target

Code	Short Name	Current Value	Current Target	Current Status	Performance Chart	Year to date 2021/22 Value	Year to date 2021/22 Target	Year to date 2021/22 Status	Latest Note																												
LPI_CD 01	Percentage of actions in the Sustainable Community Action Plan achieved	96%	85%		 <table border="1"> <caption>Performance Chart Data</caption> <thead> <tr> <th>Quarter</th> <th>Value</th> </tr> </thead> <tbody> <tr><td>Q1 2018/19</td><td>85%</td></tr> <tr><td>Q2 2018/19</td><td>85%</td></tr> <tr><td>Q3 2018/19</td><td>85%</td></tr> <tr><td>Q4 2018/19</td><td>85%</td></tr> <tr><td>Q1 2019/20</td><td>85%</td></tr> <tr><td>Q2 2019/20</td><td>85%</td></tr> <tr><td>Q3 2019/20</td><td>85%</td></tr> <tr><td>Q4 2019/20</td><td>85%</td></tr> <tr><td>Q1 2020/21</td><td>85%</td></tr> <tr><td>Q2 2020/21</td><td>85%</td></tr> <tr><td>Q3 2020/21</td><td>85%</td></tr> <tr><td>Q4 2020/21</td><td>85%</td></tr> <tr><td>Q1 2021/22</td><td>96%</td></tr> </tbody> </table>	Quarter	Value	Q1 2018/19	85%	Q2 2018/19	85%	Q3 2018/19	85%	Q4 2018/19	85%	Q1 2019/20	85%	Q2 2019/20	85%	Q3 2019/20	85%	Q4 2019/20	85%	Q1 2020/21	85%	Q2 2020/21	85%	Q3 2020/21	85%	Q4 2020/21	85%	Q1 2021/22	96%	96%	85%		Commentary is only required for red indicators.
Quarter	Value																																				
Q1 2018/19	85%																																				
Q2 2018/19	85%																																				
Q3 2018/19	85%																																				
Q4 2018/19	85%																																				
Q1 2019/20	85%																																				
Q2 2019/20	85%																																				
Q3 2019/20	85%																																				
Q4 2019/20	85%																																				
Q1 2020/21	85%																																				
Q2 2020/21	85%																																				
Q3 2020/21	85%																																				
Q4 2020/21	85%																																				
Q1 2021/22	96%																																				

Code	Short Name	Current Value	Current Target	Current Status	Performance Chart	Year to date 2021/22 Value	Year to date 2021/22 Target	Year to date 2021/22 Status	Latest Note
LPI_CD_CS_01	Percentage of Community Safety Partnership actions achieved	90%	90%	✔		90%	90%	✔	Commentary is only required for red indicators.
LPI_CD_CS_02	Percentage of responses to reports of Anti Social Behaviour within 25 working days	100%	100%	✔		100%	100%	✔	Commentary is only required for red indicators.

Code	Short Name	Current Value	Current Target	Current Status	Performance Chart	Year to date 2021/22 Value	Year to date 2021/22 Target	Year to date 2021/22 Status	Latest Note																														
LPI_CD CS 03	Number of Family Fun Days delivered throughout the District	20	10		 <table border="1"> <caption>Family Fun Days Quarterly Data</caption> <thead> <tr> <th>Quarter</th> <th>Value</th> </tr> </thead> <tbody> <tr><td>Q1 2018/19</td><td>0</td></tr> <tr><td>Q2 2018/19</td><td>0</td></tr> <tr><td>Q3 2018/19</td><td>0</td></tr> <tr><td>Q4 2018/19</td><td>0</td></tr> <tr><td>Q1 2019/20</td><td>6</td></tr> <tr><td>Q2 2019/20</td><td>12</td></tr> <tr><td>Q3 2019/20</td><td>19</td></tr> <tr><td>Q4 2019/20</td><td>24</td></tr> <tr><td>Q1 2020/21</td><td>24</td></tr> <tr><td>Q2 2020/21</td><td>12</td></tr> <tr><td>Q3 2020/21</td><td>19</td></tr> <tr><td>Q4 2020/21</td><td>24</td></tr> <tr><td>Q1 2021/22</td><td>0</td></tr> <tr><td>Q2 2021/22</td><td>10</td></tr> </tbody> </table>	Quarter	Value	Q1 2018/19	0	Q2 2018/19	0	Q3 2018/19	0	Q4 2018/19	0	Q1 2019/20	6	Q2 2019/20	12	Q3 2019/20	19	Q4 2019/20	24	Q1 2020/21	24	Q2 2020/21	12	Q3 2020/21	19	Q4 2020/21	24	Q1 2021/22	0	Q2 2021/22	10	20	20		Commentary is only required for red indicators.
Quarter	Value																																						
Q1 2018/19	0																																						
Q2 2018/19	0																																						
Q3 2018/19	0																																						
Q4 2018/19	0																																						
Q1 2019/20	6																																						
Q2 2019/20	12																																						
Q3 2019/20	19																																						
Q4 2019/20	24																																						
Q1 2020/21	24																																						
Q2 2020/21	12																																						
Q3 2020/21	19																																						
Q4 2020/21	24																																						
Q1 2021/22	0																																						
Q2 2021/22	10																																						
LPI_CD 02	Percentage of performance of organisations awarded grants on target (over £500)	68.5%	80%		 <table border="1"> <caption>Percentage of Performance on Target Half-Yearly Data</caption> <thead> <tr> <th>Half-Year</th> <th>Value</th> </tr> </thead> <tbody> <tr><td>H1 2019/20</td><td>80%</td></tr> <tr><td>H2 2019/20</td><td>80%</td></tr> <tr><td>H1 2020/21</td><td>80%</td></tr> <tr><td>H2 2020/21</td><td>75%</td></tr> <tr><td>H1 2021/22</td><td>68.5%</td></tr> </tbody> </table>	Half-Year	Value	H1 2019/20	80%	H2 2019/20	80%	H1 2020/21	80%	H2 2020/21	75%	H1 2021/22	68.5%	68.5%	80%		Whilst the current performance shows that some measures have not yet been met by organisations awarded grants, the half-year review indicates that the grants for this year will meet their target.																		
Half-Year	Value																																						
H1 2019/20	80%																																						
H2 2019/20	80%																																						
H1 2020/21	80%																																						
H2 2020/21	75%																																						
H1 2021/22	68.5%																																						