



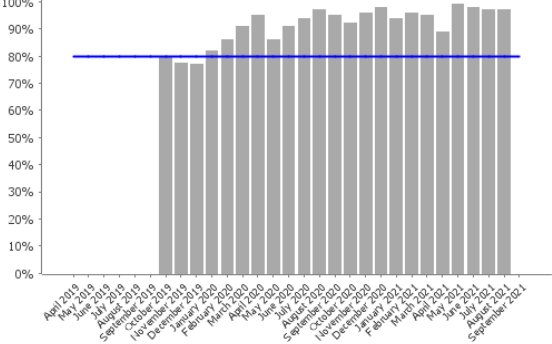



## Appendix B


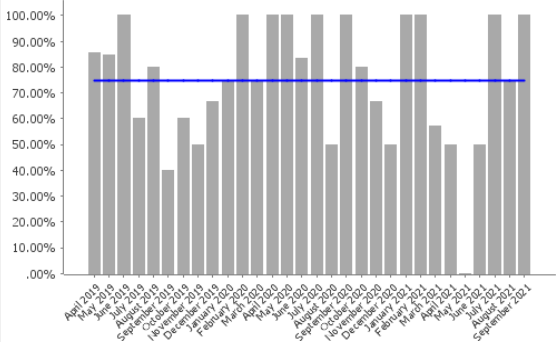


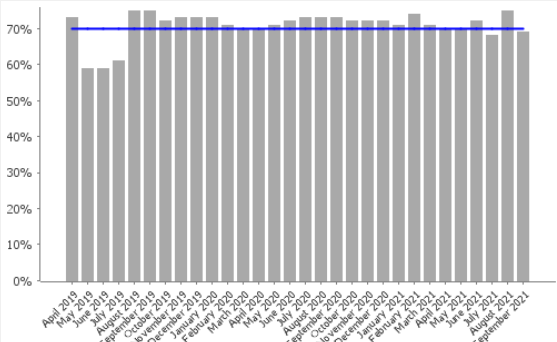

### Scrutiny Committee – Development & Conservation Portfolio Performance Report


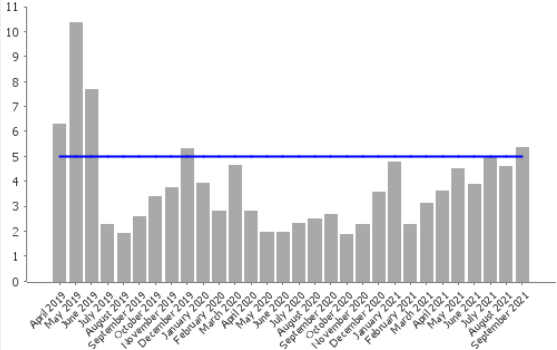


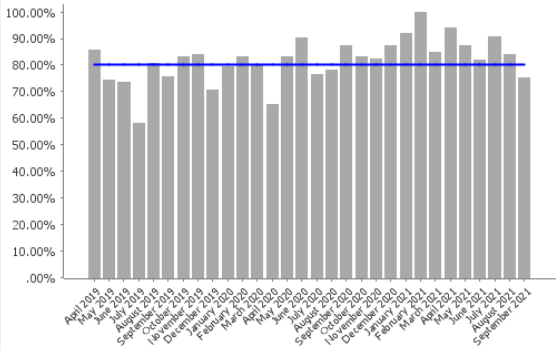

Key:


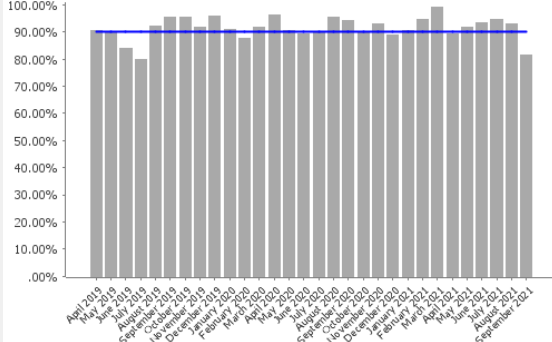

Status	Colour	Details
	Green	At or above target
	Amber	Less than 10% below target
	Red	10% or more below target

Code	Short Name	Current Value	Current Target	Current Status	Performance Chart	Year to date 2021/22 Value	Year to date 2021/22 Target	Year to date 2021/22 Status	Latest Note
LPI_BC 01	Percentage of full plans / Building Notices acknowledged within 3 working days	97%	80%			96%	80%		Commentary is only required for red indicators.

Code	Short Name	Current Value	Current Target	Current Status	Performance Chart	Year to date 2021/22 Value	Year to date 2021/22 Target	Year to date 2021/22 Status	Latest Note
LPI_B C 02	Percentage of full plans checked within 15 working days	100%	95%	✔		98.83%	95%	✔	Commentary is only required for red indicators.
LPI_D M 007a	Processing of planning applications: Major applications in 13 weeks	100%	80%	✔		94.44%	80.00%	✔	Commentary is only required for red indicators.

Code	Short Name	Current Value	Current Target	Current Status	Performance Chart	Year to date 2021/22 Value	Year to date 2021/22 Target	Year to date 2021/22 Status	Latest Note
LPI_D M 009	Percentage of appeals against planning application refusal dismissed	100%	75%			68.75%	75.00%		Commentary is only required for red indicators.
LPI_B C 03	Market Share	69%	70%			69%	70%		Commentary is only required for red indicators.

Code	Short Name	Current Value	Current Target	Current Status	Performance Chart	Year to date 2021/22 Value	Year to date 2021/22 Target	Year to date 2021/22 Status	Latest Note
LPI_C SV 01	Average number of days taken to validate a planning application	5.36	5			4.48	5		Commentary is only required for red indicators.
LPI_D M 007b	Processing of planning applications: Minor applications in 8 weeks	75%	80%			85.51%	80.00%		Commentary is only required for red indicators.

Code	Short Name	Current Value	Current Target	Current Status	Performance Chart	Year to date 2021/22 Value	Year to date 2021/22 Target	Year to date 2021/22 Status	Latest Note
LPI_DM007c	Processing of planning applications: Other applications in 8 weeks	81.46%	90.00%			90.58%	90.00%		Commentary is only required for red indicators.