



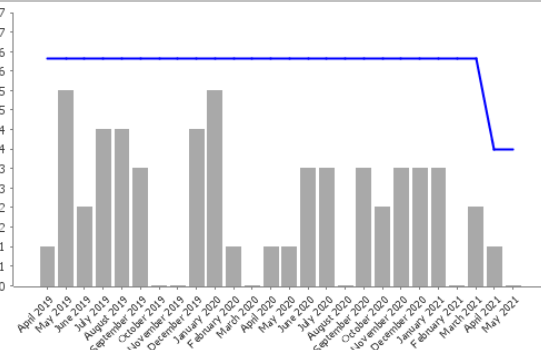



Appendix B

Scrutiny Committee – Cleaner & Greener Portfolio performance report

Key:

Status	Colour	Details
	Green	At or above target
	Amber	Less than 10% below target
	Red	10% or more below target


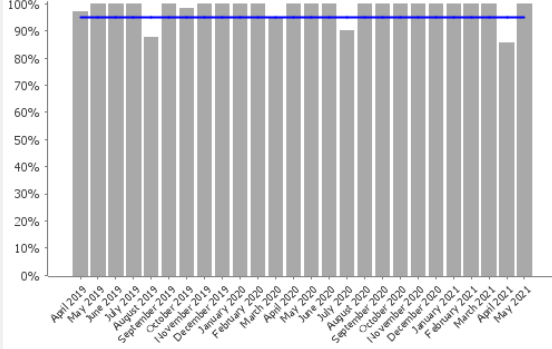


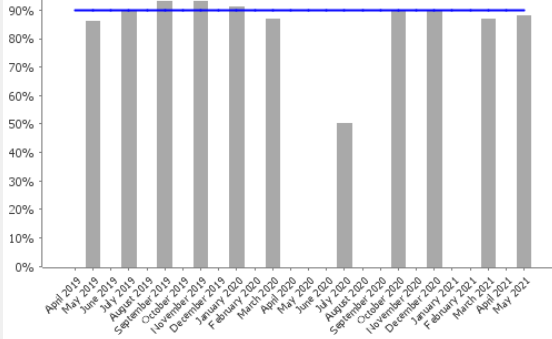

Code	Short Name	Current Value	Current Target	Current Status	Performance Chart	Year to date 2021/22 Value	Year to date 2021/22 Target	Year to date 2021/22 Status	Latest Note
LPI_DS Clean 001	Number of justified Street Cleaning complaints	0	4			1	7		Commentary is only required for red indicators.


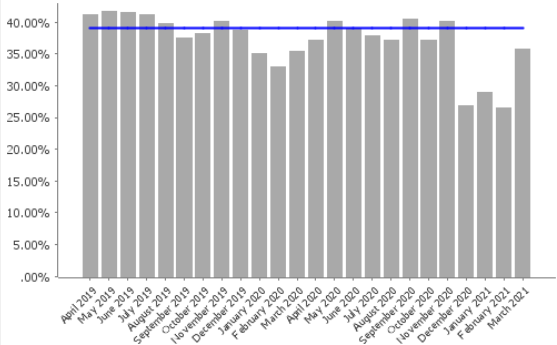

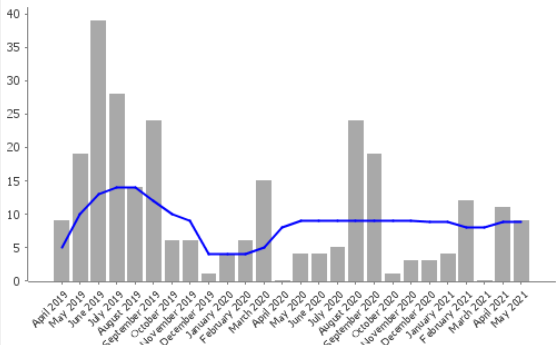

Code	Short Name	Current Value	Current Target	Current Status	Performance Chart	Year to date 2021/22 Value	Year to date 2021/22 Target	Year to date 2021/22 Status	Latest Note
LPI_DS Clean 002	Average number of working days taken to remove fly tips which the District Council has responsibility to clear	2.5	4	✔		2.3	4	✔	Commentary is only required for red indicators.
LPI_DS Clean 003	Average number of days taken to remove abandoned vehicles	.00	4.00	✔		.00	4.00	✔	Commentary is only required for red indicators.


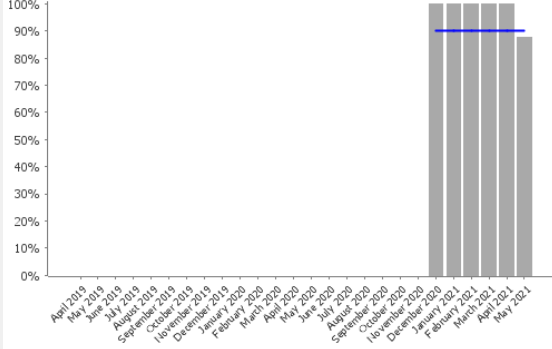


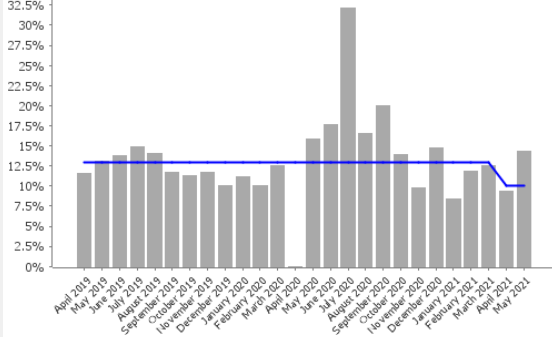

Code	Short Name	Current Value	Current Target	Current Status	Performance Chart	Year to date 2021/22 Value	Year to date 2021/22 Target	Year to date 2021/22 Status	Latest Note
LPI_DS Waste 002	Number of missed collections per 100,000	4.4	8	✔		4.9	8	✔	Commentary is only required for red indicators.
LPI_DS Waste 003	Percentage of missed collections put right by the next working day	100%	98%	✔		100%	98%	✔	Commentary is only required for red indicators.

Code	Short Name	Current Value	Current Target	Current Status	Performance Chart	Year to date 2021/22 Value	Year to date 2021/22 Target	Year to date 2021/22 Status	Latest Note
LPI_DS Waste 005	Percentage of missed green waste collections corrected by next working day	100.00 %	98.00%	✔		100.00%	98.00%	✔	Commentary is only required for red indicators.
LPI_LIC 01(s)	The percentage of renewal invitations sent out by deadline	100%	95%	✔		100%	95%	✔	Commentary is only required for red indicators.

Code	Short Name	Current Value	Current Target	Current Status	Performance Chart	Year to date 2021/22 Value	Year to date 2021/22 Target	Year to date 2021/22 Status	Latest Note
LPI_LIC02(s)	The percentage of valid personal licences processed within 14 working days (Hub Team)	100%	95%	✔		100%	95%	✔	Commentary is only required for red indicators.
LPI_LIC03(s)	Percentage of unopposed applications for new and variation of premises licences processed within 2 calendar months (from date of validation to issue date) (All)	100%	95%	✔		100%	95%	✔	Commentary is only required for red indicators.

Code	Short Name	Current Value	Current Target	Current Status	Performance Chart	Year to date 2021/22 Value	Year to date 2021/22 Target	Year to date 2021/22 Status	Latest Note
LPI_LIC 04(s)	The percentage of valid temporary event notices processed within one working day of receipt	95%	95%			95%	95%		Commentary is only required for red indicators.
LPI_DS Clean 004	Percentage of cleaning schedules completed to agreed frequency	88%	90%			88%	90%		Commentary is only required for red indicators.

Code	Short Name	Current Value	Current Target	Current Status	Performance Chart	Year to date 2021/22 Value	Year to date 2021/22 Target	Year to date 2021/22 Status	Latest Note
LPI_DS Waste 001	National indicator - Percentage of household waste sent for reuse, recycling and composting	35.72%	39.00%			N/A	40%	N/A	Commentary is only required for red indicators.
LPI_DS Waste 004	Number of missed green waste collections	9	9			20	18		The green waste service continues to be operating at extremely high levels of paid for collections, with over 1,400 new customers joining the service. Whilst performance has been close to target at the start of this financial year, there are some missed collections at peak times. We are currently looking to re-balance rounds and to introduce an in-cab technology pilot to improve performance for the garden waste service going forward.

Code	Short Name	Current Value	Current Target	Current Status	Performance Chart	Year to date 2021/22 Value	Year to date 2021/22 Target	Year to date 2021/22 Status	Latest Note
LPI_LIC 05(s)	The percentage of driver and operator licenses issued within 12 days of validation (Hub Team)	87.5%	90%			93.75%	90%		Commentary is only required for red indicators.
LPI_PA 002	Percentage of Penalty Charge Notices cancelled	14.29%	10%			11.81%	10%		The percentage of Penalty Charge Notices cancelled continues to be marginally above target due to the more pragmatic and softer approach taken by the Council during the ongoing pandemic and national restrictions resulting in temporarily more cancellations.