



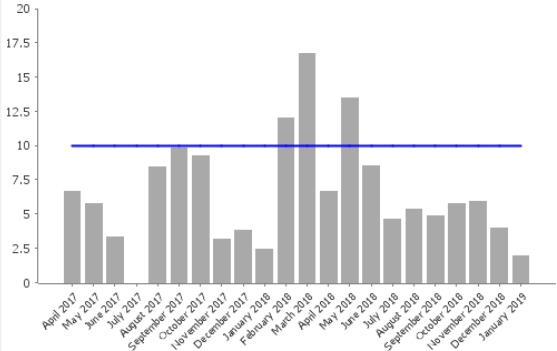


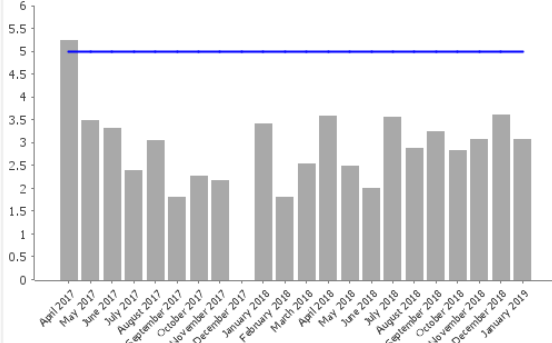


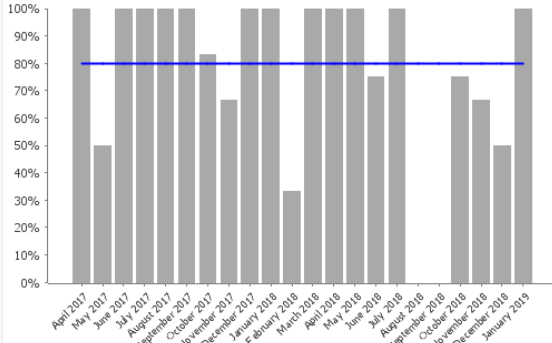




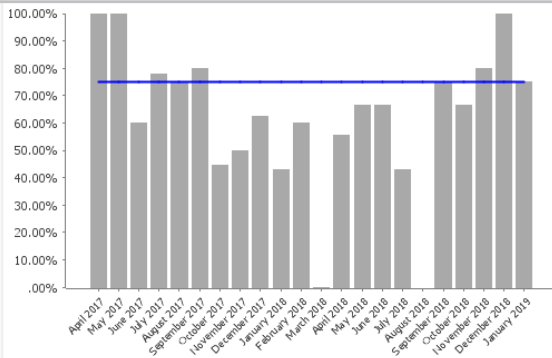


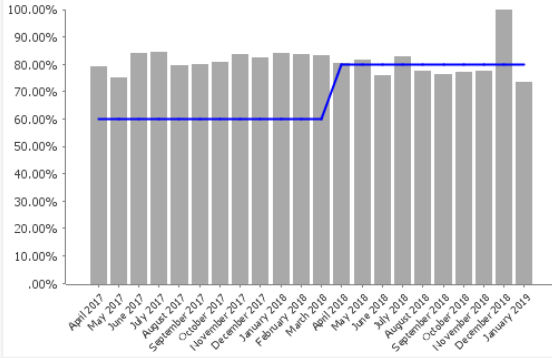

Scrutiny Committee – Planning Portfolio performance report


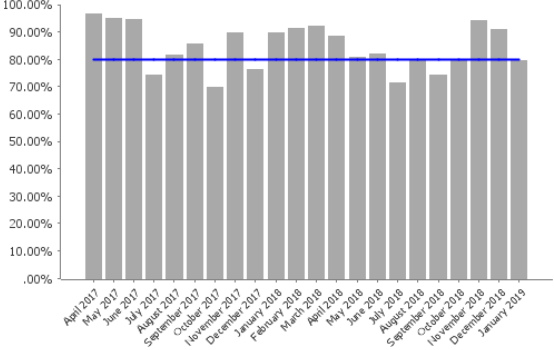


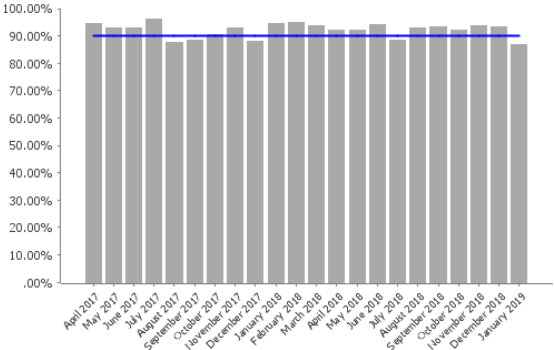

Key:

Status	Colour	Details
	Green	At or above target
	Amber	Less than 10% below target
	Red	10% or more below target

Code	Short Name	Current Value	Current Target	Current Status	Performance Chart	Year to Date Performance			Latest Note
						2018/19			
						Value	Target	Status	
LPI_BC LC 001	Average number of days to process a land charge search	1.9	10	 Green		6.1	10	 Green	Commentary is only provided for 'red' indicators

Code	Short Name	Current Value	Current Target	Current Status	Performance Chart	Year to Date Performance			Latest Note
						2018/19			
						Value	Target	Status	
LPI_DM001a	Average number of days taken to validate a planning application	3.1	5	 Green		3	5	 Green	Commentary is only provided for 'red' indicators
LPI_DM007a	Processing of planning applications: Major applications in 13 weeks	100%	80%	 Green		82.6%	80%	 Green	Commentary is only provided for 'red' indicators

Code	Short Name	Current Value	Current Target	Current Status	Performance Chart	Year to Date Performance			Latest Note
						2018/19			
						Value	Target	Status	
LPI_D M 009	Percentage of appeals against planning application refusal dismissed	75%	75%	 Green		68.5%	75.00%	 Amber	Commentary is only provided for 'red' indicators
LPI_D M 005	Percentage of planning applications submitted and received electronically	73.6%	80%	 Amber		80.2%	80%	 Green	Commentary is only provided for 'red' indicators

Code	Short Name	Current Value	Current Target	Current Status	Performance Chart	Year to Date Performance			Latest Note
						2018/19			
						Value	Target	Status	
LPI_DM 007b	Processing of planning applications: Minor applications in 8 weeks	79.3%	80%	 Amber		82.1%	80%	 Green	Commentary is only provided for 'red' indicators
LPI_DM 007c	Processing of planning applications: Other applications in 8 weeks	87%	90%	 Amber		91.9%	90%	 Green	Commentary is only provided for 'red' indicators